

SINGER
99W121

LIST OF PARTS



MACHINE No. 99w/21

THE SINGER MANUFACTURING COMPANY

INDEX

	Page
Accessories	39
Buttonhole Cutting Blocks	45
" " Knives	46
Driving Equipment	41
Machine No. 99w/21	5
Numerical List of Parts	49
Pattern Wheels	46
Shaft Pulleys	47
Singer Knife Trueing Fixture	48
Thread Lubricating Cup	48
Thread Unwinder	40

From the library of: Diamond Needle Corp

INSTRUCTIONS FOR ORDERING

In ordering from this list, use ONLY the PART number in the FIRST column.

The number stamped on a Sewing Machine Part is the number of the Single Part only, except when the part includes Set Screws, Clamping Screws, Studs and Rollers Spun on, Small Wires riveted, or Parts soldered together, etc., which it is necessary to furnish in combination.

Every combination of parts sent out has its specific number which, although not stamped on Parts (except in above case), must be used when ordering the combination.

Each number always indicates the SAME PART in whatever list it appears, or for whatever Machine.

The letters after some of the numbers indicate the style of finish only, as follows:

- A. Hardened, Polished, Nickel Plated and Buffed.
- B. Polished, Nickel Plated and Buffed.
- C. Hardened only.
- D. Polished only.
- E. Soft, not polished.
- F. Hardened and Polished.
- H. Blued.
- J. Nickel Plated only.
- R. Mørlized.
- X. Black Oxide.
- XC. Hardened and Black Oxide.
- Y. Blade Nickel only.

These letters MUST BE USED when they appear in the list and AFTER the number, as in the list.

In this series


200001 to 201500 and 350001 to 351500 are Screw Numbers.
 201501 to 201800 and 351501 to 351800 are Nut Numbers.
 201801 to 202000 and 351801 to 352000 are Roller Numbers.
 202001 to 350000 are Numbers of Machine Parts.

The figures in the second column refer only to the plate in which the illustration of the part is shown and are NOT TO BE USED in ordering.

Two or more numbers over a cut indicate that the difference between such parts is not visible in an illustration.

Parts marked with an asterisk (*) are furnished only when repairs are made at the factory.

LIST OF PARTS COMPLETE FOR



MACHINE No. 99w121

Automatic Eyelet End Buttonhole Machine, for $\frac{3}{4}$ or $\frac{7}{8}$ in. High Grade Taper Bar Buttonholes with Top and Bottom Reinforcing Cords in Sport Coats, Sweaters and other knit goods. Has improved automatic thread and cord trimming device below the work.

Cuts the hole AFTER stitching.

No.	Plate	Name
*256041	-----	Arm
204235	16348	" Position Pin (2)
200020E	16348	" Screw (4)
232488	16348	" Shaft
232489	16348	" " Bevel Gear with two 453C
232244	16348	" " " " Position Pin
453E	16348	" " " " Set Screw
232002	16348	" " Bushing (back) with 202260
232490	16348	" " " (front) with 202260
202260	16348	" " " 011 Packing (wick)
200100E	16348	" " " Screw (4)

From the library of: Diamond Records Corp.

No.	Plate	Name
232003	16348	Arm Shaft Hand Wheel with two 200341C
200341C	16348	" " " " Set Screw
150D	16348	" " Screw
250002	16348	" Side Cover
200110D	16348	" " " Screw
*253602	-----	Bed with 250078,253683,255509, 255511, 255512 two each 127D,40025 and eight 50168E
250009	16350	Bed End Cover
232025	16350	" " " Catch (2)
232026	16350	" " " " Position Pin (2)
250010	16350	" " " " Releaser (2)
204264	16350	" " " " Stop Pin (2)
200047D	16350	" " " " Screw (2)
201531H	16350	" " " " Nut (2)
250011	16350	" " " Support (left)
250012	16350	" " " " (right)
457C	16350	" " " " Set Screw (2)
250013	16367	" Extension
250397	16367	" " Position Pin (2)
134D	16367	" " Screw (4)
250014	16402	" Shaft
255521	16402	" " Bevel Gear with two 453C
232719	16402	" " " " Position Pin (2)
453C	16402	" " " " Set Screw
232030	16402	" " Bushing (back) with 202260
202260	16402	" " " " Oil Packing (wick)
232821	16402	" " " " Tube (brass)
230795	16402	" " " " Pin
200100E	16402	" " " " Screw (2)
250015	16402	" " " (front)
255527	16402	" " " " Oil Tube (brass)
250451	16402	" " " " " " Bracket
330D	16402	" " " " " " Screw
232244	16402	" " " " Position Pin
200100E	16402	" " " " Screw (2)
250017	16402	" " Collar with two 1258E (2)
1258E	16402	" " " Set Screw
232725	16402	Belt Guard
9D	16402	" " Screw
254052	16432	Buttonhole Cutting Block (steel), 3/4 in. (eye or taper bar)
350111C	16403	Buttonhole Cutting Block Pinch Screw
250468	16403	" " " " " Wash-er
1281E	16403	Buttonhole Cutting Block Stop Screw
256043	16356	" " Carrier Cam with 200364C
40025	16356	" " " " Position Pin
200364C	16356	" " " " Set Screw

No.	Plate	Name
256044	16356	Buttonhole Cutting Carrier Lever with 990D,201524E,350377C and 351860
50031C	16356	Buttonhole Cutting Carrier Lever Adjusting Screw Stud
201711C	16356	Buttonhole Cutting Carrier Lever Adjusting Screw Stud Nut
39541	16356	Buttonhole Cutting Carrier Lever Adjusting Screw Stud Nut Washer
250022	16356	Buttonhole Cutting Carrier Lever Adjusting Screw Stud Sleeve
351860	16356	Buttonhole Cutting Carrier Lever Roller
990D	16356	" " " " " Cap Screw
350377C	16356	Buttonhole Cutting Carrier Lever Roller Screw Stud
201524E	16356	Buttonhole Cutting Carrier Lever Roller Screw Stud Nut
232038	16356	Buttonhole Cutting Carrier Lever Slide Block
250023	16408	Buttonhole Cutting Disengaging Lever
57C	16408	" " " " Hinge Screw
203213	16408	Buttonhole Cutting Disengaging Lever Spring
250592	16408	Buttonhole Cutting Disengaging Push Rod
2273	16408	" " " " Pin
255171	16406	Buttonhole Cutting Driving Wheel with 446E
255544	16406	Buttonhole Cutting Driving Wheel Lock
232044	16406	" " " " Spring
200051E	16406	Buttonhole Cutting Driving Wheel Lock Spring Screw
228026	16406	Buttonhole Cutting Driving Wheel Lock Spring Screw Washer
255545	16406	Buttonhole Cutting Driving Wheel Lock Stop Plate
162D	16406	Buttonhole Cutting Driving Wheel Lock Stop Plate Screw (2)
255546	16406	Buttonhole Cutting Driving Wheel Lock Stop Plate Screw Lock Washer (2)
232150	16406	Buttonhole Cutting Driving Wheel Position Pin
446E	16406	Buttonhole Cutting Driving Wheel Set Screw
254055	16432	Buttonhole Cutting Knife (.126 x .180 eye)
250027	16432	Buttonhole Cutting Knife Adjusting Block

No.	Plate	Name
1100D	16432	Buttonhole Cutting Knife Adjusting Block Screw
254154	16432	Buttonhole Cutting Knife Base Plate
201474E	16403	" " " " " Ad-justing Screw (2)
1454E	16432	Buttonhole Cutting Knife Base Plate Screw
250475	16432	Buttonhole Cutting Knife Clamping Lever
350114C	16432	" " " " " Hinge Screw
250030	16432	Buttonhole Cutting Knife Clamping Plate
254155	16403	" " Lever (lower) with 251269 and 251270
250032	16405	Buttonhole Cutting Lever (lower) Cam with 453C
40025	16405	Buttonhole Cutting Lever (lower) Cam Position Pin
453C	16405	Buttonhole Cutting Lever (lower) Cam Set Screw
253608	16403	Buttonhole Cutting Lever (upper) with 232482, 250468, 350111C and two 232483
251271	16405	Buttonhole Cutting Lever (upper) Cam with 453C
40025	16405	Buttonhole Cutting Lever (upper) Cam Position Pin
453C	16405	Buttonhole Cutting Lever (upper) Cam Set Screw
250464	16403	Buttonhole Cutting Lever Bracket with 200089D
250465	16403	Buttonhole Cutting Lever Bracket Arm
50027E	16403	" " " " " Screw
250530	16403	Buttonhole Cutting Lever Bracket complete, Nos. 250464, 250465 and two 50027E
255152	16403	Buttonhole Cutting Lever Bracket Gib (left)
250037	16403	Buttonhole Cutting Lever Bracket Gib (right)
232380	16403	Buttonhole Cutting Lever Bracket Gib Adjusting Plate (2)
219E	16403	Buttonhole Cutting Lever Bracket Gib Adjusting Plate Screw (4)
206482	16403	Buttonhole Cutting Lever Bracket Gib Adjusting Plate Screw Washer (4)
350304E	16403	Buttonhole Cutting Lever Bracket Gib (left) Screw (3)
201176E	16403	Buttonhole Cutting Lever Bracket Gib (right) Screw (3)
250038	16403	Buttonhole Cutting Lever Hinge Stud

No.	Plate	Name
200089D	16403	Buttonhole Cutting Lever Hinge Stud Set Screw
251263	16403	Buttonhole Cutting Lever Spring
251269	16403	" " " " " Bracket (lower)
251270	16403	Buttonhole Cutting Lever Spring Bracket (lower) Pin
232482	16403	Buttonhole Cutting Lever Spring Bracket (upper)
232483	16403	Buttonhole Cutting Lever Spring Bracket (upper) Pin
250039	16432	Buttonhole Cutting Pressure Wedge with 232056
*201155D	16432	Buttonhole Cutting Pressure Wedge Adjusting Screw
250538	16432	Buttonhole Cutting Pressure Wedge Adjusting Screw 201155D with 2273, 201672E, 232054 and 232055
232054	16432	Buttonhole Cutting Pressure Wedge Adjusting Screw Collar
232055	16432	Buttonhole Cutting Pressure Wedge Adjusting Screw Collar Position Pin
232466	16432	Buttonhole Cutting Pressure Wedge Adjusting Screw Lock Spring
662D	16432	Buttonhole Cutting Pressure Wedge Adjusting Screw Lock Spring Screw
201672E	16432	Buttonhole Cutting Pressure Wedge Adjusting Screw Nut
2273	16432	Buttonhole Cutting Pressure Wedge Adjusting Screw Nut Pin
232056	16432	Buttonhole Cutting Pressure Wedge Boss
232057	16432	" " " " " Post with 662D and 232466
200122H	16432	Buttonhole Cutting Pressure Wedge Post Screw
256182	16405	Buttonhole Cutting Shaft
255131	16405	" " " " " Hand Crank with 350289C
350290H	16405	Buttonhole Cutting Shaft Hand Crank Cap Screw
350289C	16405	Buttonhole Cutting Shaft Hand Crank Position Screw
255132	16405	Buttonhole Cutting Shaft Hand Crank Washer
256210	16405	Buttonhole Cutting Shaft Oil Packing (wick)
256211	16405	Buttonhole Cutting Shaft Pulley (loose) with 255021, 255144, 255158, 255168, two each 172D, 183C, 235404 four 21750 and eight 232817

No.	Plate	Name
256002	16405	Buttonhole Cutting Shaft Pulley Bushing
255168	16405	" " " " Oil Cup
232817	16405	" " " " Stud
256212	16405	" " " Support Bracket
250397	16405	" " " " "
		Position Pin (2)
145E	16405	Buttonhole Cutting Shaft Support Bracket Screw (2)
250042	16406	Buttonhole Cutting Starting Lever with 201085C
232718	16406	Buttonhole Cutting Starting Lever Hinge Stud
200530E	16406	Buttonhole Cutting Starting Lever Hinge Stud Set Screw
232064	16406	Buttonhole Cutting Starting Lever Latch
350148D	16406	" " " " "
		Hinge Screw
201531E	16406	Buttonhole Cutting Starting Lever Latch Hinge Screw Nut
232065	16406	Buttonhole Cutting Starting Lever Latch Spring
201218E	16406	Buttonhole Cutting Starting Lever Latch Spring Screw Stud (2)
200E	16406	Buttonhole Cutting Starting Lever Latch Stop Screw
250043	16406	Buttonhole Cutting Starting Lever Plate
200577XC	16406	" " " " "
		Screw (2)
201085C	16406	Buttonhole Cutting Starting Lever Restoring Screw Stud
250456	16408	Buttonhole Cutting Starting Lever Safety Plate
208E	16408	Buttonhole Cutting Starting Lever Safety Plate Screw (2)
250044	16406	Buttonhole Cutting Starting Lever Spring
350105E	16406	" " " " "
		Screw Stud
250045	16408	Buttonhole Cutting Trip Lever with 460C
250046	16408	" " " " Bracket
232154	16408	" " " " " Posi-
		tion Pin (2)
161D	16408	Buttonhole Cutting Trip Lever Bracket Screw (2)
2049	16408	Buttonhole Cutting Trip Lever Position Pin
250047	16408	Buttonhole Cutting Trip Lever Safety Lever with 237F
232343	16408	Buttonhole Cutting Trip Lever Safety Lever Position Pin

No.	Plate	Name
237F	16408	Buttonhole Cutting Trip Lever Safety Lever Set Screw
460C	16408	Buttonhole Cutting Trip Lever Set Screw
253684	16408	" " " " Shaft
253685	16408	" " " " Spring
201432C	16408	" " " " Screw Stud
1521J	16408	" " " " " Nut
255062	16408	" " " " " Shim
		(.010 in.thick)
255063	16408	Buttonhole Cutting Trip Screw Stud Shim
		(.025 in.thick)
254113	16435	Cord Leader (upper)
250497	16435	" " " Gib
223D	16435	" " " Screw
202603	16435	" " " Washer
252637	16435	" " " Slide
250499	16435	" " " Cap Plate
200161D	16435	" " " Screw
250500	16435	" " " Spring
252532	16435	" " " Wire
254114	16435	Cord Leader (upper) complete, Nos.223D, 202603, 250497,250499,250500,252637, 254113 and two 200161D
254056	16417	Cord Leader and Tension
254057	16417	" Nipper
254058	16417	" " Arm with 201984
205592	16417	" " " Position Pin
203E	16417	" " " Screw
253611	16417	" " Bracket
232310	16417	" " " Position Pin
171D	16417	" " " Screw (2)
350212E	16417	" " Hinge Screw
201883	16417	" " Roller
201984	16417	" " " 201883 with 201235C
201235C	16417	" " " Screw Stud
253612	16417	" " Spring
665D	16417	" " " Screw
201710D	16435	" Spool Adjusting Thumb Nut
350163D	16435	" " " " " Clamping
		Screw
350162E	16435	Cord Spool Tension Stud
252533	16435	" " " " Bracket (upper)
252535	16435	" " " " " 252533 with 1520J,10111,10112,201710D,350162E and 350163D
10111	16435	Cord Spool Tension Stud Cone
10112	16435	" " " " Spring
1520J	16435	" " " " Nut
254115	16435	Cording Device complete, Nos. 252532, 252535 and 254114

from the library of: Diamond Needle Corp

No.	Plate	Name
*256004	-----	Driving Wheel (loose)
256561	16402	" " 256004 with 250163 and 250398
256005	16402	Driving Wheel with 200383C
256007	16402	" " Clutch Stud (made in .212, .213, .214 and .215 in.diam., state size required)
8873	16402	Driving Wheel Position Pin
200383C	16402	" " Set Screw
256006	16402	" " Stop Cam
251025	16402	" " " " Position Collar with 1036C
1036C	16402	Driving Wheel Stop Cam Position Collar Set Screw
250417	16402	Driving Wheel Stop Cam Spring
200096D	16402	" " " " " " Position Screw
232520	16348	Face Plate
641D	16348	" " Screw (2)
232521	16434	Feed Adjusting Gear
250052	16434	" " " Bracket
250053	16434	" " " " Clamping Post
690D	16434	" " " " " "
350113C	16434	Feed Adjusting Gear Bracket Clamping Screw
250473	16434	Feed Adjusting Gear Bracket Clamping Screw Washer
201428C	16434	Feed Adjusting Gear Screw Stud
1518J	16434	" " " " " Nut
250704	16368	" Driving Gear (intermediate) with 457C
232721	16368	Feed Driving Gear (intermediate) Position Pin
457C	16368	Feed Driving Gear (intermediate) Set Screw
250055	16368	Feed Driving Gear (intermediate) Shaft
256576	16434	" Wheel with three 232382
250057	16434	" " Driving Pawl (3)
201385C	16434	" " " " Hinge Screw (3)
250058	16434	" " " " Spring (3)
232382	16434	" " " " Pin
1449H	16434	" " " " Screw (3)
350071E	16434	" " Friction Ring Adjusting Screw
201522E	16434	" " " " " "
		Lock Nut
232131	16434	Feed Wheel Friction Ring Adjusting Screw Washer (2)
250059	16408	Feed Wheel Friction Ring Bracket
200070C	16408	" " " " " Screw (2)

No.	Plate	Name
250060	16434	Feed Wheel Friction Ring Section (long)
250061	16434	" " " " " (short)
232135	16434	" " " " Spring
256045	16434	" " Ring
256046	16434	" " " Gib (3)
209F	16434	" " " Screw (6)
201362C	16434	" " Screw Stud
250418	16437	Finger Starting Lever with 250435 and 250436
250419	16437	Finger Starting Lever Hinge Block
350080D	16437	" " " " " Hinge Screw
250420	16408	Finger Starting Lever (intermediate)
255080	16408	" " " " Bracket with 208E and 991C
208E	16408	Finger Starting Lever (intermediate) Bracket Pinch Screw
158E	16408	Finger Starting Lever (intermediate) Bracket Screw
72D	16408	Finger Starting Lever (intermediate) Hinge Screw
646F	16408	Finger Starting Lever (intermediate) Operating Stud
251292	16408	Finger Starting Lever (intermediate) Operating Stud Collar with 646F
2273	16408	Finger Starting Lever (intermediate) Operating Stud Collar Position Pin
200097C	16437	Finger Starting Lever Screw
228026	16437	" " " " Washer
251518	16437	" " " Spring
250435	16437	" " " Stud (back)
250436	16437	" " " " (front)
232539	16368	Intermittent Feed Driving Wheel with two 465C
*256047	16368	Intermittent Feed Driving Wheel Bracket
232244	16368	" " " " " " Position Pin (2)
129E	16368	Intermittent Feed Driving Wheel Bracket Screw (4)
250589	16368	Intermittent Feed Driving Wheel Driving Stud
204648	16368	Intermittent Feed Driving Wheel Driving Stud Position Pin
232541	16368	Intermittent Feed Driving Wheel Position Pin
465C	16368	Intermittent Feed Driving Wheel Set Screw
232542	16368	Intermittent Feed Driving Wheel Shaft
250705	16368	" " " " " Gear with 465C

From the library of Diamond Need Co.

No.	Plate	Name
232721	16368	Intermittent Feed Driving Wheel Shaft
		Gear Position Pin
465C	16368	Intermittent Feed Driving Wheel Shaft
		Gear Set Screw
253615	16422	Loop Retainer (left)
256049	16422	" " " Carrier
256050	16422	" " (right)
256051	16422	" " " Carrier
250068	16422	" " Adjusting Block (2)
256052	16402	" " Cam with 447E
40025	16402	" " " Position Pin
447E	16402	" " " Set Screw
250070	16422	" " Carrier Link (2)
201431C	16422	" " " " Screw (4)
250071	16422	" " " Shaft
250072	16422	" " " " Collar
735E	16422	" " " " Set Screw
256008	16422	" " Driving Bar
201726C	16422	" " " " Adjusting Nut (3)
256009	16422	" " " " " "
		Washer (2)
201728C	16422	Loop Retainer Driving Bar Lock Nut
350388H	16422	" " Screw (2)
250491	16422	" " " Washer (2)
250074	16422	" " Shim (.005 in.thick)
250449	16422	" " " (.010 in.thick)
250450	16422	" " " (.020 in.thick)
250537	16422	" " " (.030 in.thick)
256010	16402	" " Slide with 201943
250076	16402	" " " Gib (lower) (2)
250077	16402	" " " " (upper) (2)
190D	16402	" " " " Screw (6)
*250078	16402	" " " Guide Extension
40025	16402	" " " " " Position
		Pin (2)
127D	16402	Loop Retainer Slide Guide Extension
		Screw (2)
201896	16402	Loop Retainer Slide Roller
201943	16402	" " " " 201896 with
		250429
250429	16402	Loop Retainer Slide Roller Stud
256053	16422	Looper Bracket with 735E
253472	16422	" (non-threaded)
252507	16422	" (threaded)
201722C	16422	" Bracket Adjusting Nut
201722C	16422	" " " " Locking Nut
254060	16424	" " Chip Guard
401D	16424	" " " Screw (3)
254061	16423	" " " Wiper (leather)
254062	16423	" " " " Bracket

No.	Plate	Name
217D	16423	Looper Bracket Chip Wiper Bracket Screw
254063	16423	" " " " Clamping Plate
233D	16423	" " " " Screw (2)
254064	16423	Looper Bracket Chip Wiper complete, Nos.
		254061 to 254063 and two 233D
23421	16422	Looper Bracket Dogging Hole Plug (leath-
		er)
232555	16422	Looper Bracket Rotating Gear with 906E
250094	16422	" " " " Position Pin
906E	16422	" " " " Set Screw
250095	16422	" Carrier
201433C	16422	" " Hinge Screw
250086	16422	" " Link
201099C	16422	" " " Hinge Screw (2)
256011	16422	" Driving Bar
201727C	16422	" " " Adjusting Nut (4)
256012	16422	" " " " Washer (2)
256013	16424	" " Connection with 1120C
1120C	16424	" " " Set Screw
250089	16424	" " " Slide Rod
250090	16424	" " " " Bushing (lower)
250091	16424	" " " " " (upper)
256015	16424	" " Crank
256016	16424	" " " Bushing
200089E	16424	" " " " Screw (2)
256017	16424	" " " Link
250094	16424	" " " Gear with 735E
250095	16424	" " " " Position Pin
735E	16424	" " " " Set Screw
199C	16424	" " " Link Cap Screw
750279C	16424	" " " " Hinge Screw
250097	16424	" " Disc
256014	16424	" " " Bearing
51311E	16424	" " " " Screw (3)
350365C	16424	" " " Cap Screw
250098	16424	" " Gear
176D	16424	" " " Screw (3)
201398	16402	" " Roller
201953	16402	" " " 201398 with 201144E and
		250099 (2)
201144E	16402	Looper Driving Roller Cap Screw
250099	16402	" " " Stud
256551	16424	" Frame
250462	16424	" " Chip Guard
232866	16424	" " Position Pin (2)
201082E	16424	" " Screw (3)
190D	16422	" Screw (2)
250101	16422	" " Washer (2)
232270	16438	" Thread and Cord Clamping Spring
		(long)

No.	Plate	Name
232271	16438	Looper Thread and Cord Clamping Spring (short)
200186B	16438	Looper Thread and Cord Clamping Spring Screw
232272	16438	Looper Thread and Cord Cutter
200186B	16438	" " " " " Screw
256054	16424	" " Controller
256055	16424	" " Bracket (adjustable)
1423F	16424	" " " " " Screw (2)
217D	16424	Looper Thread Controller Screw (2)
18859	16424	" " Guide
254109	16423	" " Pull-off (adjustable)
254111	16423	Looper Thread Pull-off complete, Nos. 1056F, 250444, 254109 and 254110
254110	16423	Looper Thread Pull-off Bracket
254069	16423	" " " " " Stop
203E	16423	" " " " " Screw
254070	16423	" " " Cam Plate
202F	16423	" " " " " Screw (2)
1550J	16423	" " " " " Nut (2)
68D	16423	" " " Hinge Screw
253622	16423	" " " Pawl
1449H	16423	" " " Hinge Screw
253623	16423	" " " Spring
1056F	16423	" " " Screw
250444	16423	" " " Washer
254112	16423	" " " Spring
32012	16424	" " Tension Disc (2)
254065	16424	" " " Guard
253530	16415	" " " Releaser
253531	16415	" " " Lever
350224E	16415	" " " " Hinge Screw
253532	16415	" " " " Rod
253535	16415	" " " " Collar with 237F (2)
237F	16415	Looper Thread Tension Releaser Lever Rod Collar Set Screw
251170	16415	Looper Thread Tension Releaser Lever Spring
1550J	16415	Looper Thread Tension Releaser Nut
7071	16415	" " " " Washer
253534	16365	" " " " Operating Cam Block with 219F
219F	16365	Looper Thread Tension Releaser Operating Cam Block Set Screw
253533	16415	Looper Thread Tension Releaser Operating Lever with 237F
237F	16415	Looper Thread Tension Releaser Operating Lever Set Screw

No.	Plate	Name
232515	16424	Looper Thread Tension Spring
1043C	16424	" " " Stud
171E	16424	" " " " Set Screw
1560C	16424	" " " Thumb Nut
232516	16426	" " Tube (brass)
251622	16426	" " Bracket (2)
190D	16426	" " " Screw (2)
32012	16426	Lower Cord Tension Disc
232515	16426	" " " Spring
637C	16426	" " " Stud
1560C	16426	" " " Thumb Nut
232516	16426	" " Tube (brass)
254071	16426	" " " (vertical)
250451	16426	" " " Bracket
217D	16426	" " " " Screw
250105	16348	Needle Bar Driving Crank with 200394C and two 200382C
40025	16348	Needle Bar Driving Crank Position Pin
200394C	16348	" " " " Set Screw
256183	16416	" Driving Bar with 620C
232177	16416	" " " Bushing
232176	16416	" " " Collar with 200083E
200083E	16416	" " " Pinch Screw
232178	16348	" " " Link
232709	16348	" " " " Hinge Stud with 222598
222598	16348	Needle Driving Bar Link Hinge Stud Oil Packing (wick)
200382C	16348	Needle Driving Bar Link Hinge Stud Set Screw
250108	16348	Needle Driving Bar Swivel with 248821
248821	16348	" " " " Oil Packing (wick)
256087	16422	Needle Guard
230E	16422	" " " Screw
270E	16422	" " " (support end)
256190	16416	" Holder with 906F
201482D	16416	" " Gauge Plate Adjusting Screw
250112	16416	" " " " Block
201670C	16416	" " " " Adjusting Nut
201670C	16416	" " " " " " " Lock Nut
256066	16416	Needle Holder Gauge Plate Block Bushing
181D	16416	" " " " " " " Screw (3)
256059	16416	Needle Holder Gauge Plate Body
256060	16416	" " " " " Center Plate (for narrow bight)
350379D	16416	Needle Holder Gauge Plate Clamping Screw
1550J	16416	" " " " " " " Nut

No.	Plate	Name
200118F	16416	Needle Holder Gauge Plate Screw (2)
256061	16416	" " " " Shim
256064	16416	" " " " Side Plate (left)
256062	16416	Needle Holder Gauge Plate Side Plate (right)
256063	16416	Needle Holder Gauge Plate (for narrow bight) complete, Nos. 256059, 256060, 256062, 256064, two each 1550J, 256061 and 350379D
208E	16416	Needle Holder Screw (2)
256181	16416	" " Slide
256068	16416	" " " Lever with 256069 and 351861
350147C	16416	Needle Holder Slide Lever Hinge Screw
351861	16416	" " " " Roller
256069	16416	" " " " Stud
256203	16416	" " " " Stud
350416E	16416	" " " " " Screw
256204	16416	" " " " " Washer
256184	16416	" " " Stud
620C	16416	" " " " Set Screw
250117	16416	" Rotating Gear with 735E
250118	16416	" " " Key
735E	16416	" " " Set Screw
906F	16416	" Set Screw
253694	16418	" Thread End Removing Finger
253695	16418	" " " " " Bracket
253696	16418	" " " " " " 253695 with 253634 and 253694
219E	16418	Needle Thread End Removing Finger Brack- et Screw
253632	16417	Needle Thread End Removing Finger Cam Plate (adjustable)
190D	16417	Needle Thread End Removing Finger Cam Plate (adjustable) Screw (2)
7071	16417	Needle Thread End Removing Finger Cam Plate (adjustable) Screw Washer (2)
254072	16417	Needle Thread End Removing Finger Cam Plate (stationary)
164D	16417	Needle Thread End Removing Finger Cam Plate (stationary) Screw (2)
253634	16418	Needle Thread End Removing Finger Hinge Pin
253635	16418	Needle Thread End Removing Finger Open- ing Lever
253636	16418	Needle Thread End Removing Finger Open- ing Lever Crank with 735C
2273	16418	Needle Thread End Removing Finger Open- ing Lever Crank Position Pin

No.	Plate	Name
735C	16418	Needle Thread End Removing Finger Open- ing Lever Crank Set Screw
253637	16418	Needle Thread End Removing Finger Open- ing Lever Spring
232348	16418	Needle Thread End Removing Finger Open- ing Lever Stop Pin
253638	16418	Needle Thread End Removing Finger Spring
250119	16410	" " Guide
232792	16410	" " Leader
1664E	16410	" " " Nut
256200	16410	" " Pull-off (adjustable)
1550J	16410	" " " " Lock Nut
256552	16433	" " " Bell Crank
350400C	16433	" " " " " Hinge Screw
201896	16433	" " " " " Roller
201978	16433	" " " " " " 201896 with 201429C
201429C	16433	Needle Thread Pull-off Bell Crank Roller Screw Stud
256553	16433	Needle Thread Pull-off Bell Crank Spring
253702	16433	" " " " " Stop Pin
256554	16433	" " " " " Bracket with 253702 and two 453C
453C	16433	Needle Thread Pull-off Bracket Set Screw
256555	16433	" " " " " Finger
256556	16433	" " " " " Clamping Plate
256577	16433	" " " " " Guard Block
1454E	16433	" " " " " " Screw
208D	16433	" " " " " " Screw
253715	16416	" " " Retaining Spring
253716	16416	" " " " " Guard
240D	16416	" " " " " " Screw
256070	16410	" " " Take-up with 201374E and 201937
256072	16410	Needle Thread Take-up Bracket
256073	16410	" " " " " Cover
1423F	16410	" " " " " " Screw (4)
250399	16410	Needle Thread Take-up Bracket Position Pin
161D	16410	Needle Thread Take-up Bracket Screw (3)
256074	16410	" " " " " Cam with two 457C
232721	16410	" " " " " Position Pin
457C	16410	" " " " " Set Screw
256075	16410	" " " " " Shaft
232673	16410	" " " " " " Gear
40025	16410	" " " " " " " Posi- tion Pin
448C	16410	Needle Thread Take-up Cam Shaft Gear Set Screw

No.	Plate	Name
350268C	16410	Needle Thread Take-up Hinge Screw
201873	16410	" " " Roller
201937	16410	" " " " 201873 with 201144E and 232686
201144E	16410	Needle Thread Take-up Roller Cap Screw
232686	16410	" " " " Stud
201374E	16410	" " " " " Cap Screw
256071	16410	" " " Thread Guide
1423F	16410	" " " " " Screw (2)
32012	16410	" " Tension Disc (2)
991C	16412	" " Releasing Adjusting Screw
1550J	16412	Needle Thread Tension Releasing Adjust- ing Screw Nut
256076	16410	Needle Thread Tension Releasing Arm
974F	16410	" " " " " Hinge Screw
256189	16412	Needle Thread Tension Releasing Block with 200F
200E	16412	Needle Thread Tension Releasing Block Set Screw
32572	16410	Needle Thread Tension Releasing Disc
256077	16412	" " " " Lever
255010	16412	" " " " Bracket
200346C	16412	" " " " " " Adjusting Screw
145E	16412	Needle Thread Tension Releasing Lever Bracket Screw (lower)
200062H	16412	Needle Thread Tension Releasing Lever Bracket Screw (upper)
35D	16412	Needle Thread Tension Releasing Lever Hinge Screw
255011	16412	Needle Thread Tension Releasing Lever Spring
39635	16410	Needle Thread Tension Releasing Pin
256190	16412	" " " " Rod
256191	16412	" " " " " Bracket
190D	16412	" " " " " " Screw (2)
256020	16412	Needle Thread Tension Releasing Rod Plate
792D	16412	Needle Thread Tension Releasing Rod Plate Screw (2)
208E	16412	Needle Thread Tension Releasing Rod Screw
350399C	16410	Needle Thread Tension Stud
256185	16410	" " " Spring
1560C	16410	" " " Thumb Nut
250140	16348	" Vibrating Adjusting Link
741C	16348	" " " " Hinge Screw

No.	Plate	Name
350076C	16348	Needle Vibrating Adjusting Stud
1671C	16348	" " " " Nut
39532	16348	" " " " Sleeve
255126	16348	" " Bell Crank
250142	16348	" " " Connection
*38444	-----	" " " " End Bear- ing (back)
38446	16348	Needle Vibrating Bell Crank Connection End Bearing 38444 with 42524, 50016C and two 175E
50016C	16348	Needle Vibrating Bell Crank Connection End Bearing (back) Ball Screw Stud
1636E	16348	Needle Vibrating Bell Crank Connection End Bearing (back) Ball Screw Stud Nut
*42524	-----	Needle Vibrating Bell Crank Connection End Bearing (back) Cap
175E	16348	Needle Vibrating Bell Crank Connection End Bearing (back) Cap Screw
1698C	16348	Needle Vibrating Bell Crank Connection End Bearing (back) Check Nut
*38443	-----	Needle Vibrating Bell Crank Connection Bearing (front)
250143	16348	Needle Vibrating Bell Crank Connection End Bearing 38443 with 42525, 201449C and two 175E
201449C	16348	Needle Vibrating Bell Crank Connection End Bearing (front) Ball Screw
*42525	-----	Needle Vibrating Bell Crank Connection End Bearing (front) Cap
175E	16348	Needle Vibrating Bell Crank Connection End Bearing (front) Cap Screw
1697C	16348	Needle Vibrating Bell Crank Connection End Bearing (front) Check Nut
350282C	16348	Needle Vibrating Bell Crank Hinge Screw
256078	16368	" " Lever
256079	16368	" " " Hinge Stud
443C	16368	" " " " " Set Screw
256178	16416	" " Ring with 462C
232421	16416	" " Guide Stud
200083E	16416	" " " " Set Screw
232343	16416	" " " Position Pin
462C	16416	" " " Set Screw
256179	16416	" " Rod
250146	16416	" " Guide with 1230E
232343	16416	" " " Position Pin
1230E	16416	" " " Set Screw
256080	16416	" " Switch
200308D	16416	" " " Hinge Screw

From the Library of the National Needle Corp.

No.	Plate	Name
254084	16436	Pattern Wheel, for 3/4 in. Taper Bar (extra large eye) Buttonhole, .050 in. cutting space, bar adjustable from 1/8 to 3/8 in., with 256205 and two 205D
201668E	16426	Pattern Wheel Clamping Nut
256205	16436	" " Position Plate
205D	16436	" " " " Screw
250148	16426	" " " Stud
250372	16436	" " Rapid Feed Trip Point
203E	16436	" " " " " " Screw
252260	16436	" " Ring (adjustable)
254089	16436	" " " 252260 with 252662, 252663, two each 211E and 250444
252662	16436	Pattern Wheel Ring Adjusting Segment (curved rise)
252663	16436	Pattern Wheel Ring Adjusting Segment (straight drop)
211E	16436	Pattern Wheel Ring Adjusting Segment Screw
250444	16436	Pattern Wheel Ring Adjusting Segment Screw Washer
391D	16436	Pattern Wheel Ring Screw
254085	16436	Pattern Wheel, for 3/4 in. Taper Bar (extra large eye) Buttonhole, .050 in. cutting space, bar adjustable from 1/8 to 3/8 in., complete, Nos. 254084, 254089 two each 203E, 250372 and three 391D
251298	16426	Pattern Wheel Shaft with 250148
253645	16426	" " " Bevel Gear with 168D, 253656, 253657, three 253658 and four 1454E
40025	16426	Pattern Wheel Shaft Bevel Gear Position Pin
168D	16426	Pattern Wheel Shaft Bevel Gear Set Screw
250151	16426	" " " Bushing (left)
145E	16426	" " " " " Screw (2)
250152	16426	" " " " " (right)
647E	16426	" " " " " Screw (2)
232600	16426	" " " Collar with two 453C
453C	16426	" " " " " Set Screw
250154	16426	Rapid Feed Clutch Disengaging Lever (3)
253481	16426	" " " " Sleeve
250156	16426	" " " Driving Disc
1230F	16426	" " " " " Screw (4)
201897	16426	" " " Roller (3)
255095	16426	" " " " Carrier with 624E
40025	16426	" " " " Position Pin
624E	16426	" " " " Set Screw
250153	16426	" " " Retainer (3)

No.	Plate	Name
208E	16426	Rapid Feed Clutch Roller Retainer Screw (3)
255096	16426	Rapid Feed Clutch Roller Spring (3)
255097	16426	" " " " " Guide Pin (3)
250158	16367	Rapid Feed Crank Shaft
250159	16367	" " " " Bushing (back)
250160	16367	" " " " " " 011 Tube (lower) (brass)
250495	16367	Rapid Feed Crank Shaft Bushing (back) 011 Tube (upper) (brass)
250161	16367	Rapid Feed Crank Shaft Bushing (front)
436C	16367	" " " " " Set Screw (2)
232600	16367	Rapid Feed Crank Shaft Collar with two 453C
453C	16367	Rapid Feed Crank Shaft Collar Set Screw
250452	16367	" " " " Gear with 458C
232719	16367	" " " " " Position Pin
458C	16267	" " " " " Set Screw
202260	16367	" " " " " Oil Packing (wick) (2)
250163	16402	Rapid Feed Driving Gear
250398	16402	" " " " " Key
250164	16364	" " Gear Guard
641D	16364	" " " " " Screw (2)
250534	16364	" " Intermediate Gear (bronze)
201447C	16364	" " " " " Screw Stud
1510E	16364	" " " " " " Nut
250167	16364	" " " " " " " Washer
250405	16364	Rapid Feed Intermediate Gear Screw Stud Washer
252266	16372	Rapid Feed Slide Bar
250174	16372	" " " " " Bushing (left)
145E	16372	" " " " " " " Screw (2)
250175	16372	Rapid Feed Slide Bar Bushing (right)
647E	16372	" " " " " " " Screw (2)
252269	16372	Rapid Feed Slide Bar Collar with 448C
40025	16372	" " " " " " Position Pin
448C	16372	" " " " " " Set Screw
253538	16372	" " " " " Fork Connection Extension Plate
176D	16372	Rapid Feed Slide Bar Fork Connection Extension Plate Screw (2)
350321E	16372	Rapid Feed Slide Bar Fork Connection Position Screw
256065	16372	Rapid Feed Slide Bar Fork Connection with 889C

From the library of: Diamond Speeds

No.	Plate	Name
889C	16372	Rapid Feed Slide Bar Fork Connection Set Screw
350385C	16372	Rapid Feed Slide Bar Fork Connection Screw Stud
252306	16367	Rapid Feed Slide Bar Lock
252271	16367	" " " " " " Block
232055	16367	" " " " " " " Position Pin
704E	16367	Rapid Feed Slide Bar Lock Block Screw
350262E	16367	" " " " " " Hinge Screw
250409	16367	" " " " " " Spring
1241E	16372	" " " " " " " Screw Eye
250194	16367	" " " " " " Trip
56C	16367	" " " " " " Hinge Screw
252273	16372	" " " " " " Spring
350293E	16372	" " " " " " Cap Screw
252274	16372	" " " " " " Washer
250180	16421	" " Starting Latch
199C	16421	" " " " " " Cap Screw
201446C	16421	" " " " " " Hinge Screw Stud
250181	16421	" " " " " " Lever with 1454E
255053	16421	" " " " " " (operated by stop motion) with 704C, 1454E, 203213 and 255054
255064	16421	Rapid Feed Starting Lever Latch
350256C	16421	" " " " " " Hinge Screw
255092	16421	Rapid Feed Starting Lever Latch Spring
217E	16421	" " " " " " " Screw
7071	16421	Rapid Feed Starting Lever Latch Spring Screw Washer
253512	16421	Rapid Feed Starting Lever Latch Stop Washer
193D	16421	Rapid Feed Starting Lever Latch Stop Washer Screw
1330C	16407	Rapid Feed Starting Lever Operating Screw Stud
201445E	16421	Rapid Feed Starting Lever Position Screw (2)
1454E	16421	Rapid Feed Starting Lever Set Screw
250185	16421	" " " " " " Shaft
250186	16421	" " " " " " Collar (left) with 200113F
204197	16421	Rapid Feed Starting Lever Shaft Collar (right) with 200113F
200113F	16421	Rapid Feed Starting Lever Shaft Collar Set Screw
250409	16421	Rapid Feed Starting Lever Spring
1241E	16421	" " " " " " Screw Eye

No.	Plate	Name
255054	16421	Rapid Feed Starting Lever Stud
704C	16421	" " " " " " Set Screw
203213	16421	" " " " " " Spring
253537	16367	" " " " " " Pawl
253536	16367	" " " " " " Bell Crank with 202299
11C	16367	Rapid Feed Starting Pawl Bell Crank Hinge Screw
202299	16367	Rapid Feed Starting Pawl Bell Crank Oil Packing (wick)
250171	16367	Rapid Feed Starting Pawl Bell Crank Slide Block Section (2)
250172	16367	Rapid Feed Starting Pawl Guide
181D	16367	" " " " " " Screw (2)
350260C	16367	" " " " " " Hinge Screw
1655E	16367	" " " " " " Nut
256177	16367	" " " " " " Oiling Pad (felt)
181D	16367	" " " " " " Screw
9525	16367	" " " " " " " Washer
250138	16367	Rapid Feed Starting Pawl Spring
201454E	16368	" " " " " " Screw Eye
1521E	16368	" " " " " " " Nut
250189	16421	Rapid Feed Starting Trip Lever with 1454E
251623	16421	Rapid Feed Starting Trip Lever Overthrow Stop
350229E	16421	Rapid Feed Starting Trip Lever Overthrow Stop Screw
7071	16421	Rapid Feed Starting Trip Lever Overthrow Stop Screw Washer
201445E	16421	Rapid Feed Starting Trip Lever Position Screw
201437C	16421	Rapid Feed Starting Trip Lever Screw Stud
1454E	16421	Rapid Feed Starting Trip Lever Set Screw
255123	16364	" " " " " " Tripping Pawl
1410D	16364	" " " " " " Cap Screw
255124	16364	" " " " " " Lever
250432	16364	" " " " " " Bracket
232154	16364	" " " " " " " Position Pin (2)
350110C	16364	Rapid Feed Tripping Pawl Lever Bracket Screw
14017	16364	Rapid Feed Tripping Pawl Lever Bracket Screw Washer
72C	16364	Rapid Feed Tripping Pawl Lever Hinge Screw

From the Library of James H. Needle Corp.

No.	Plate	Name
256167	16364	Rapid Feed Tripping Pawl Spring
250195	16367	" " Worm with 453C
25362	16367	" " " Ball
250196	16367	" " " " Bearing Cup
225007	16367	" " " " Retainer with eight 25362
232244	16367	Rapid Feed Worm Position Pin
453C	16367	" " " Set Screw
250197	16426	" " " Wheel
250198	16426	" " " " Collar with two 453C
453C	16426	" " " " Set Screw
202244	16426	" " " " Oil Packing (wick)
256196	16409	Starting and Retaining Latch with 201160E
255136	16409	Starting and Retaining Latch Crank with 209F and 1819
2269	16409	Starting and Retaining Latch Crank Posi- tion Pin
1819	16409	Starting and Retaining Latch Crank Rol- ler and Stud
209F	16409	Starting and Retaining Latch Crank Set Screw
255157	16409	Starting and Retaining Latch Spring
201160E	16409	" " " " " Screw Eye (2)
255158	16405	Starting and Retaining Latch Tripping Block
235404	16405	Starting and Retaining Latch Tripping Block Pin
183C	16405	Starting and Retaining Latch Tripping Block Screw
255138	16409	Starting Bell Crank with 201160E
350291C	16409	" " " Hinge Screw
250202	16408	" Rod
250203	16408	" " Block with 203E
2273	16408	" " " Position Pin
203E	16408	" " " Set Screw
40043	16408	" " Collar with 209C (2)
209C	16408	" " " Set Screw
250204	16408	" " Lock
946D	16408	" " " Hinge Screw
250205	16408	" " " Spring
213D	16408	" " " " Screw
250206	16408	" " " " " Washer
250207	16408	" " Safety Lock
38D	16408	" " " " Hinge Screw
226467	16408	" " " " " Washer
250423	16408	" " Spring
201160E	16408	" " " Screw Eye
250210	16368	Stitch Regulating Gear, 22 teeth

No.	Plate	Name
250211	16368	Stitch Regulating Gear 26 teeth
250212	16368	" " " 28 teeth
250598	16368	" " " 30 teeth
Note: No. 250598 is furnished with this machine un- less another Stitch Regulating Gear is specified on order.		
250213	16368	Stitch Regulating Gear, 33 teeth
250214	16368	" " " 34 teeth
250415	16368	" " " 38 teeth
250478	16368	" " " 42 teeth
201660C	16368	" " " Lock Nut
256081	16355	" Rotating Lever (lower) with 458C
201442C	16355	" " " " Position Screw
351862	16355	" " " " Roller
350378C	16355	" " " " " Screw Stud
201666E	16355	" " " " " " "
Nut		
458C	16355	Stitch Rotating Lever (lower) Set Screw
232591	16433	" " " (upper) with 448C
40025	16433	" " " " Position Pin
448C	16433	" " " " Set Screw
232807	16355	" " " " Connection (front section) (lower)
232593	16433	Stitch Rotating Lever Connection (front section) (upper)
232808	16355	Stitch Rotating Lever Connection (rear section) (lower)
232592	16433	Stitch Rotating Lever Connection (rear section) (upper)
58F	16355	Stitch Rotating Lever Connection Hinge Screw (4)
172D	16355	Stitch Rotating Lever Connection Screw (lower)
39504	16355	Stitch Rotating Lever Connection Screw Washer (lower)
193D	16433	Stitch Rotating Lever Connection Screw (upper)
232717	16433	Stitch Rotating Lever Connection Screw Washer (upper)
232764	16355	Stitch Rotating Lever Connection (lower) complete, Nos. 232607, 232808, two each 172D and 39504
250400	16433	Stitch Rotating Lever Connection (upper) complete, Nos. 232592, 232593, 232717 and two 193D
250394	16355	Stitch Rotating Lever Rock Shaft
250216	16355	" " Sector (lower)
232597	16355	" " " " Bracket
690D	16355	" " " " " Screw
226163	16355	" " " " " Washer

From the library of Diamond Metal Corp.

No.	Plate	Name
350087C	16355	Stitch Rotating Sector (lower) Hinge Screw
253646	16433	Stitch Rotating Sector (upper)
232599	16433	" " " " Bracket
201395D	16433	" " " " " Screw
		(2)
251026	16363	Stop Lever with 200352C
232262	16363	" " Bracket
350263E	16363	" " " Screw
250218	16363	" " Crank with 453C
40025	16363	" " " Position Pin
453C	16363	" " " Set Screw
232263	16363	" " Friction Pad (rawhide)
200110D	16363	" " " " Screw (2)
255169	16363	" " Interlocking Slide
201084C	16363	" " " " Adjusting Screw
201628E	16363	Stop Lever Interlocking Slide Adjusting Screw Nut
1178D	16363	Stop Lever Interlocking Slide Screw
232265	16363	" " " " " Washer
250416	16363	" " " " Spring
250219	16365	" " Link
250220	16365	" " " Connection
250221	16365	" " " Locking Pin
250222	16365	" " " " " Spring
217D	16365	" " " " " " Screw (2)
350225D	16365	Stop Lever Link Connection Screw (back)
807D	16365	" " " " " (front)
64C	16365	" " " Hinge Screw
250223	16365	" " Operating Lever
11C	16365	" " " " Hinge Screw
250224	16365	" " " Plate
157D	16365	" " " " Screw
39541	16365	" " " " " Washer
201442C	16363	" " Position Screw
200352C	16363	" " Set Screw
250225	16363	" " Shaft
255170	16363	" " Spring
201110D	16363	" " " Screw
253647	16418	Thread and Cord Cutting Blade (movable)
253773	16418	" " " " " (stationary)
175E	16418	" " " " " " Screw
250444	16418	Thread and Cord Cutting Blade (stationary) Screw Washer
253649	16418	Thread and Cord Cutting Blade Bracket with 232348

No.	Plate	Name
253693	16419	Thread and Cord Cutting Blade Bracket Adjusting Plate
190D	16419	Thread and Cord Cutting Blade Bracket Adjusting Plate Screw
7071	16419	Thread and Cord Cutting Blade Bracket Adjusting Plate Screw Washer
350267E	16418	Thread and Cord Cutting Blade Bracket Screw
208636	16418	Thread and Cord Cutting Blade Bracket Screw Washer
253774	16417	Thread and Cord Cutting Blade Cam Plate
253651	16417	" " " " " " " Bracket
161D	16417	Thread and Cord Cutting Blade Cam Plate Bracket Screw
203E	16417	Thread and Cord Cutting Blade Cam Plate Screw (2)
253775	16418	Thread and Cord Cutting Blade Guard
350214E	16418	" " " " " Hinge Screw
253653	16418	" " " " " Spring
253654	16419	" " " " " Driving Lever with 362F and 351868
253655	16419	Thread and Cord Cutting Driving Lever Bracket
135D	16419	Thread and Cord Cutting Driving Lever Bracket Screw (2)
*253656	-----	Thread and Cord Cutting Driving Lever Cam Groove Protector (inside)
*253657	-----	Thread and Cord Cutting Driving Lever Cam Groove Protector (outside)
253658	16426	Thread and Cord Cutting Driving Lever Cam Groove Protector Position Pin
1454E	16426	Thread and Cord Cutting Driving Lever Cam Groove Protector Screw
253659	16419	Thread and Cord Cutting Driving Lever Hinge Stud
201873	16419	Thread and Cord Cutting Driving Lever Roller
351868	16419	Thread and Cord Cutting Driving Lever Roller 201873 with 1520J, 201144E and 350421C
201144E	16419	Thread and Cord Cutting Driving Lever Roller Cap Screw
350421C	16419	Thread and Cord Cutting Driving Lever Roller Screw Stud
1520J	16419	Thread and Cord Cutting Driving Lever Roller Screw Stud Nut
362F	16419	Thread and Cord Cutting Driving Lever Set Screw

Fringing Library: Damond Leitch Collection

No.	Plate	Name
253660	16419	Thread and Cord Cutting Lever with 190D, 7071 and 253693
256557	16419	Thread and Cord Cutting Lever Bracket
391E	16419	" " " " " " " Screw (4)
201468H	16419	Thread and Cord Cutting Lever Cap Screw
253661	16419	" " " " " " Connection
*38444	-----	" " " " " " End Bearing (lower)
38446	16419	Thread and Cord Cutting Lever Connection End Bearing 38444 with 42524, 50016C and two 175E
50016C	16419	Thread and Cord Cutting Lever Connection End Bearing (lower) Ball Screw Stud
1636E	16419	Thread and Cord Cutting Lever Connection End Bearing (lower) Ball Screw Stud Nut
*42524	-----	Thread and Cord Cutting Lever Connection End Bearing (lower) Cap
175E	16419	Thread and Cord Cutting Lever Connection End Bearing (lower) Cap Screw
1698C	16419	Thread and Cord Cutting Lever Connection End Bearing (lower) Check Nut
*38443	-----	Thread and Cord Cutting Lever Connection End Bearing (upper)
253662	16419	Thread and Cord Cutting Lever Connection End Bearing 38443 with 777C, 42525 and two 175E
777C	16419	Thread and Cord Cutting Lever Connection End Bearing (upper) Ball Screw
1636E	16419	Thread and Cord Cutting Lever Connection End Bearing (upper) Ball Screw Nut
*42525	-----	Thread and Cord Cutting Lever Connection End Bearing (upper) Cap
175E	16419	Thread and Cord Cutting Lever Connection End Bearing (upper) Cap Screw
1697C	16419	Thread and Cord Cutting Lever Connection End Bearing (upper) Check Nut
254093	16422	Throat Plate
250447	16422	" " Adjusting Block
176D	16422	" " Screw
250560	16422	" " " Washer
*256083	16368	Vertical Shaft with two each 204648 and 250589
256201	16368	Vertical Shaft 256083 with 232719 and 255522
255522	16368	Vertical Shaft Bevel Gear (lower) with two 453C
232719	16368	Vertical Shaft Bevel Gear (lower) Posi- tion Pin

No.	Plate	Name
256084	16368	Vertical Shaft Bevel Gear (upper) with two 453C
40025	16368	Vertical Shaft Bevel Gear (upper) Posi- tion Pin (2)
453C	16368	Vertical Shaft Bevel Gear Set Screw
250396	16368	" " Bushing (lower)
200100E	16368	" " " " Screw (2)
256085	16368	" " " (upper)
575C	16368	" " " " Set Screw
253717	16437	Work Clamp Arm (left)
253718	16438	" " " (right)
250525	16437	" " " Bracket (left)
255057	16437	" " " " " 250525 with 250268, 250551, 250552, 253666 and three 2269
250526	16438	Work Clamp Arm Bracket (right)
255058	16438	" " " " " 250526 with 250266, 250528, 250529, 253666 and three 2269
201129D	16437	Work Clamp Arm Bracket Screw (back)
253666	16437	" " " Cam with 209F
2269	16437	" " " " Position Pin
209F	16437	" " " " Set Screw
250552	16437	" " " " Shaft (left)
250528	16438	" " " " " (right)
201237E	16437	" " " " Stop Screw
201537H	16437	" " " " " " Nut
252184	16437	" " " Hinge Block
350123E	16437	" " " " " Hinge Screw
200051E	16437	" " " Screw
13218	16437	" " " Spring
350136E	16437	" " " " Screw
256086	16437	" " Base (left) with 251619
256578	16437	" " " " 256086 with 194C, 217E 662D, 792D, 991E, 1423F, 1443F, 1550J, 7071 10249, 13218, 200051E, 200097C, 201237E, 201537H, 250241, 250418, 250419, 251518, 251519, 252184, 252202, 253717, 253723, 253724, 253782, 254117, 254121, 255003, 255016, 255057, 255162, 255164, 350080D, 350136E, two each 207F, 401H, 201129D, 228026, 253780, 350123E and seven 934H
255162	16437	Work Clamp Base (left) Guard
934H	16437	" " " " " Screw
256087	16438	" " " (right) with 251619

From the library of: Dutton's Needle Corp

No.	Plate	Name
256579	16438	Work Clamp Base (right) 256087 with 662D 792D, 991E, 1423F, 1443F, 1550J, 1321B, 200051E, 201237E, 201537H, 228026, 232270 to 232272, 250242, 250275, 252184, 252202 253719, 253723, 253724, 253783, 254118, 254122, 255003, 255016, 255058, 255163, 255165, 350136E, two each 401H, 200186B, 201129D, 253780, 350123E, four 207F and seven 934H
255163	16438	Work Clamp Base (right) Guard
934H	16438	" " " " " Screw
254117	16437	" " " Clamping Plate (left)
253782	16437	" " " " " Cover
254118	16438	" " " " " (right)
253783	16438	" " " " " Cover
401H	16437	" " " " " Cover Screw
934H	16437	" " " " " Screw
253780	16437	" " " " " Shim
251619	16437	" " " Hinge Stud
250439	16427	" " " Retaining Stud
250241	16437	" " " Spring (left)
250242	16438	" " " " (right)
1443F	16437	" " " " Screw
201451E	16427	" " " " Stud (2)
232309	16427	" " " Stop Block (2)
232310	16427	" " " " Position Pin (2)
201148H	16427	" " " " Screw (2)
256021	16427	" " Carrier Base Plate with 250439
256040	16427	" " " " Extension
934E	16427	" " " " " Screw
		(2)
256022	16428	Work Clamp Carrier Base Plate Slide Rod
201643E	16428	" " " " " " "
		Nut (2)
250095	16428	Work Clamp Carrier Base Plate Slide Rod Position Pin
200119D	16428	Work Clamp Carrier Base Plate Slide Rod Set Screw
250244	16434	Work Clamp Carrier Feed Lever
350185C	16434	" " " " " Hinge Screw
250245	16434	" " " " " Link
250246	16434	" " " " " Block
50168E	16434	" " " " " " "
		Screw (2)
350070C	16434	Work Clamp Carrier Feed Lever Link Hinge Screw (block end)
350216C	16434	Work Clamp Carrier Feed Lever Link Hinge Screw (lever end)
351863	16434	Work Clamp Carrier Feed Lever Roller

No.	Plate	Name
351864	16434	Work Clamp Carrier Feed Lever Roller 351863 with 256088 and 350072E
350072E	16434	Work Clamp Carrier Feed Lever Roller Cap Screw
256088	16434	Work Clamp Carrier Feed Lever Roller Stud
255076	16434	Work Clamp Carrier Feed Lever Roller Stud Washer
253673	16420	Work Clamp Carrier Side Throw Lever (lower section) with 201097C and 201530E
*256186	-----	Work Clamp Carrier Side Throw Lever (up- per section)
256187	16420	Work Clamp Carrier Side Throw Lever (up- per section) 256186 with 201374E, 256188, 351866 and two 1176D
*256188	-----	Work Clamp Carrier Side Throw Lever Ex- tension
1176D	16420	Work Clamp Carrier Side Throw Lever Ex- tension Screw
250599	16420	Work Clamp Carrier Side Throw Lever Hinge Stud
250600	16420	Work Clamp Carrier Side Throw Lever Hinge Stud Collar with two 448C
448C	16420	Work Clamp Carrier Side Throw Lever Hinge Stud Collar Set Screw
435C	16420	Work Clamp Carrier Side Throw Lever Hinge Stud Set Screw
250250	16420	Work Clamp Carrier Side Throw Lever Lock Pin with 201940 and 350072E
201940	16420	Work Clamp Carrier Side Throw Lever Lock Pin Roller
350072E	16420	Work Clamp Carrier Side Throw Lever Lock Pin Roller Cap Screw
201430C	16420	Work Clamp Carrier Side Throw Lever Lock Pin Screw Stud
250251	16420	Work Clamp Carrier Side Throw Lever Lock Pin Spring
191C	16420	Work Clamp Carrier Side Throw Lever Lock Pin Spring Screw (2)
351865	16420	Work Clamp Carrier Side Throw Lever Rol- ler
351866	16420	Work Clamp Carrier Side Throw Lever Rol- ler 351865 with 201144E and 256090
201144E	16420	Work Clamp Carrier Side Throw Lever Rol- ler Cap Screw
256090	16420	Work Clamp Carrier Side Throw Lever Rol- ler Stud
201374E	16420	Work Clamp Carrier Side Throw Lever Rol- ler Stud Cap Screw

From the Library of Diagon Needle Corp.

No.	Plate	Name
232321	16420	Work Clamp Carrier Side Throw Lever Slide Block
254177	16427	Work Clamp Carrier Side Throw Lever Slide Block Guide
231C	16427	Work Clamp Carrier Side Throw Lever Slide Block Guide Screw (2)
201097C	16420	Work Clamp Carrier Side Throw Lever Slide Block Screw Stud
201530E	16420	Work Clamp Carrier Side Throw Lever Slide Block Screw Stud Nut
256023	16428	Work Clamp Carrier Slide (left) with 200119D
256024	16428	Work Clamp Carrier Slide (right) with 200119D
255509	16428	Work Clamp Carrier Slide Gib (left,back)
253683	16428	" " " " " (left,front)
255511	16428	" " " " " (right,back)
255512	16428	" " " " " (right, front)
50168E	16428	Work Clamp Carrier Slide Gib Screw
256025	16428	" " " " Stay Plate
256026	16428	" " " " " Lock Washer
350369E	16428	Work Clamp Carrier Slide Stay Plate Lock Washer Screw
250597	16428	Work Clamp Carrier Slide Stay Plate Position Pin (2)
231C	16428	Work Clamp Carrier Slide Stay Plate Screw (5)
254121	16437	Work Clamp Check (left)
254122	16438	" " " " (right)
254116	16438	" " " " Cord Guide
229D	16438	" " " " " Screw (2)
253723	16437	" " " " Hinge Pin
253724	16437	" " " " Spring
662D	16437	" " " " " Screw
252194	16407	" " " " Closing Lever
250266	16438	" " " " (hand) with 209F
2269	16438	" " " " " Position Pin
209F	16438	" " " " " Set Screw
252196	16407	" " " " " Adjusting Arm with 201531H,201948 and 228026
1178D	16407	Work Clamp Closing Lever Adjusting Arm Screw
14017	16407	Work Clamp Closing Lever Adjusting Arm Screw Washer
255021	16405	Work Clamp Closing Lever Cam Groove Protector
210750	16405	Work Clamp Closing Lever Cam Groove Protector Position Pin

No.	Plate	Name
172D	16405	Work Clamp Closing Lever Cam Groove Protector Screw
255153	16405	Work Clamp Closing Lever Disengaging Block
183C	16405	Work Clamp Closing Lever Disengaging Block Screw
250406	16405	Work Clamp Closing Lever Disengaging Block Shim (.005 in.thick)
250407	16405	Work Clamp Closing Lever Disengaging Block Shim (.010 in.thick)
256197	16407	Work Clamp Closing Lever Engaging Stud
256209	16407	" " " " " " " 256197 with 232105 and 256198
255141	16409	Work Clamp Closing Lever Engaging Stud Latch
255161	16409	Work Clamp Closing Lever Engaging Stud Latch Spring
1241E	16409	Work Clamp Closing Lever Engaging Stud Latch Spring Screw Eye
256199	16348	Work Clamp Closing Lever Engaging Stud Lock Plate
200076D	16348	Work Clamp Closing Lever Engaging Stud Lock Plate Screw
7071	16348	Work Clamp Closing Lever Engaging Stud Lock Plate Screw Washer
256198	16407	Work Clamp Closing Lever Engaging Stud Sleeve
232105	16407	Work Clamp Closing Lever Engaging Stud Sleeve Pin
255143	16407	Work Clamp Closing Lever Engaging Stud Spring
*255144	-----	Work Clamp Closing Lever Engaging Stud Wear Plate
210750	16405	Work Clamp Closing Lever Engaging Stud Wear Plate Position Pin
183C	16405	Work Clamp Closing Lever Engaging Stud Wear Plate Screw
350407C	16407	Work Clamp Closing Lever Hinge Screw
201729C	16407	" " " " " " " Nut
201947	16407	" " " " " Roller
201948	16407	" " " " " " 201947 with 350156E
350156E	16407	Work Clamp Closing Lever Roller Screw Stud
201531H	16407	Work Clamp Closing Lever Roller Screw Stud Nut
228026	16407	Work Clamp Closing Lever Roller Screw Stud Washer
991C	16408	Work Clamp Closing Lever Stop Screw
250268	16437	" " " " Connection Lever (left) with 209F

From the library: Damaged Records Cop

No.	Plate	Name
250529	16438	Work Clamp Connection Lever (right) with 209F
2269	16437	Work Clamp Connection Lever Position Pin
209F	16437	" " " " Set Screw
250270	16433	" " Opening Bell Crank with 1819
659D	16433	" " " " " Hinge Screw
1819	16433	" " " " " Roller and Stud
232200	16433	Work Clamp Opening Bell Crank Spring
1241E	16433	" " " " " " Screw Eye
253680	16405	Work Clamp Opening Cam with 462C
12509	16405	" " " " Position Pin
462C	16405	" " " " Set Screw
250551	16437	" " " Lever with 1253C
251519	16437	" " " " Latch
253679	16433	" " " " Releasing Bracket with 200E, 1547J and 350218C
200E	16433	Work Clamp Opening Lever Latch Releasing Bracket Set Screw
350218C	16433	Work Clamp Opening Lever Latch Releasing Screw
1547J	16433	Work Clamp Opening Lever Latch Releasing Screw Check Nut
10249	16437	Work Clamp Opening Lever Latch Spring
217E	16437	" " " " " " Screw
7071	16437	" " " " " " Washer
194C	16437	Work Clamp Opening Lever Latch Stop Screw
2269	16437	Work Clamp Opening Lever Position Pin
1253C	16437	" " " " Set Screw
255077	16433	" " " Rod
255079	16433	Work Clamp Opening Rod complete, Nos. 203C 1662C, 250297, 253679, 255077 and 255078
255078	16433	Work Clamp Opening Rod Connection
807D	16433	" " " " Hinge Screw
250274	16433	" " " " Guide with 808D
808D	16433	" " " " Pinch Screw
1662C	16433	" " " " Nut
250275	16438	" " " Stop (adjustable)
207F	16438	" " " " Screw
256030	16427	" " Spreader (front)
256031	16427	" " " " Adjusting Block (left)
256032	16427	Work Clamp Spreader (front) Adjusting Block (right)
256033	16427	Work Clamp Spreader (front) Adjusting Block Lever (left)

No.	Plate	Name
256034	16427	Work Clamp Spreader (front) Adjusting Block Lever (right)
201463D	16427	Work Clamp Spreader (front) Adjusting Block Lever Hinge Screw (2)
251202	16427	Work Clamp Spreader (front) Adjusting Block Lever Spring
203E	16427	Work Clamp Spreader (front) Adjusting Block Screw (2)
7071	16427	Work Clamp Spreader (front) Adjusting Block Screw Washer (2)
256035	16427	Work Clamp Spreader (front) Connection
106C	16427	" " " " Hinge Screw (front)
99C	16427	Work Clamp Spreader (front) Connection Hinge Screw (rear)
256036	16427	Work Clamp Spreader (front) Lever
940F	16427	" " " " Hinge Screw
256037	16427	Work Clamp Spreader (front) Strap
190D	16427	" " " " Screw (2)
250276	16427	Work Clamp Spreader (left)
350140D	16427	" " " " Screw
256027	16427	" " " (right)
201463D	16427	" " " " Screw
991E	16437	" " " Adjusting Screw
252202	16437	" " " " Bracket
207F	16437	" " " " " Screw
1550J	16437	Work Clamp Spreader Adjusting Screw Nut
256028	16427	" " " " Base Plate
256029	16427	" " " " Retaining Block (2)
1454E	16427	Work Clamp Spreader Base Plate Retaining Block Screw (4)
50058D	16427	Work Clamp Spreader Base Plate Screw (2)
253505	16427	" " " Connection
253506	16427	" " " " Bracket with 201981
1981	16427	Work Clamp Spreader Connection Bracket Roller
201981	16427	Work Clamp Spreader Connection Bracket Roller 1981 with 253524
253524	16427	Work Clamp Spreader Connection Bracket Roller Stud
208E	16427	Work Clamp Spreader Connection Bracket Screw (2)
201453C	16427	Work Clamp Spreader Connection Hinge Screw
250281	16427	Work Clamp Spreader Connection Link (left)

No.	Plate	Name
253507	16427	Work Clamp Spreader Connection Link (right)
201452E	16427	Work Clamp Spreader Connection Link Hinge Screw (2)
256038	16427	Work Clamp Spreader Operating Fork Lever
212D	16427	" " " " " "
		Cap Screw
350138E	16427	Work Clamp Spreader Operating Fork Lever Hinge Screw
255081	16427	Work Clamp Spreader Operating Fork Lever Stop Plate
203E	16427	Work Clamp Spreader Operating Fork Lever Stop Plate Screw
7071	16427	Work Clamp Spreader Operating Fork Lever Stop Plate Screw Washer
250285	16407	Work Clamp Spreader Operating Pawl
252512	16407	" " " " " Adjusting Block
176D	16407	Work Clamp Spreader Operating Pawl Adjusting Block Screw
7071	16407	Work Clamp Spreader Operating Pawl Adjusting Block Screw Washer
132E	16407	Work Clamp Spreader Operating Pawl Adjusting Screw
201669E	16407	Work Clamp Spreader Operating Pawl Adjusting Screw Nut
741C	16407	Work Clamp Spreader Operating Pawl Hinge Screw
250286	16407	Work Clamp Spreader Operating Pawl Spring
201314C	16407	Work Clamp Spreader Operating Pawl Stop Screw
252513	16407	Work Clamp Spreader Operating Pawl complete, Nos. 176D, 7071, 250285 and 252512
250287	16433	Work Clamp Spreader Releaser
203C	16433	" " " " Screw
201314C	16427	" " " Screw Stud (2)
255003	16437	" " Spring
255016	16437	" " " Wear Plate
792D	16437	" " " " " Screw
255164	16437	" Position Gauge (left)
255165	16438	" " " (right)
1423F	16437	" " Screw
228026	16437	" " " Washer

ACCESSORIES

No.	Plate	Name
254052	16432	Buttonhole Cutting Block (steel), 3/4 in. (eye or taper bar)
254054	16432	Buttonhole Cutting Knife (.100 x .180 eye)
250214	16368	Stitch Regulating Gear, 34 teeth
142 x 5	16416	Needles, six, size 17
250004	16382	Bed Cushion (leather) (back)
250006	16382	" " " (front)
250007	16382	" " (fibre) (inside)
250008	16382	" " " (outside)
158E	16382	" " Screw
250018	16382	" Support (left) with 250004, 250006, 250008, two 250007 and six 158E
250019	16382	Bed Support (right) with 250004, 250006, 250008, two 250007 and six 158E
250288	16383	Drip Pan
250408	16382	Machine Rest (high) with 232982 and two wood screws 1 in., No. 12
232982	16382	Machine Rest Cushion (leather)
120346	16382	Oiler (copper plated) with 120347
120347	16382	" Spout (8-1/2 in. long)
11831	16383	Screw Driver (5 in. blade) (machine, large)
255542	16383	" " (8 in. blade)
*250521	16383	" " Blade
*225483	16383	" " Handle
250522	16383	Screw Driver complete, (for needle set screw), Nos. 225483 and 250521
250543	16383	Stitch Regulating Gear Holder
232486	16382	Threader Wire (large)
250412	16382	" " (small)
255513	16382	Tweezers
23535	16383	Wrench, for 1697, 1698 and 201711
232900	16383	" " 201362 and 201668
232935	16383	" " 201670 and 201722 (2)
250289	16382	" " 350111
255533	16382	" " 201442 and 201445
255539	16383	" " 1550 and 350136
255540	16383	" " 201524 and 201643
255541	16383	" " 201628 and 201660
256019	16383	" " 201726 to 201728 (2)
		Wood Screws 1-1/4 in., No. 12 (4)

THREAD UNWINDER
FOR THREE SPOOLS

No.	Plate	Name
259370	16385	Spool Pin
225375	16385	" " (wood)
259378	16385	" " Arm with 217E and 259379
232896	16385	" " " Bracket with two 448C
448C	16385	" " " " Set Screw
448C	16385	" " " " Set Screw
259371	16385	" " Cap (bakelite)
1010F	16385	" " " Hinge Screw
259379	16385	" " Retaining Spring
217E	16385	" " " " Screw
259372	16385	" " Washer
259373	16385	Spool Pin complete, Nos. 1010F and 259370 to 259372
259374	16385	Spool Rest (for one spool) (flat) with 201018C
259375	16385	Spool Rest (for two spools) (flat) with 201018C
150203	16385	Spool Rest Cushion (felt)
250453	16385	" " Rod (lower)
225388	16385	" " " (upper)
250454	16385	" " " Coupling with two 456C
456C	16385	" " " " Set Screw
200383C	16385	" " " " Set Screw
201018C	16385	" " " " Set Screw
202490	16385	" Stand with 200383C
225390	16385	Thread Cone Holder
250472	16385	" Cop Holder
225391	16385	" Guide
201696J	16385	" " Lock Nut
225326	16385	" " Position Cup
350192J	16385	" " Screw Stud
225393	16385	" " " " Washer
200164B	16385	" " Stud Set Screw
225376	16385	Thread Unwinder complete, Nos. 200164B, 201696J, 202490, 225326, 225388, 225393, 250453, 250454, 250472, 259374, 259375, 350192J, three each 150203, 225375, 225390, 225391, 232896, 259373, 259378 and three wood screws 7/8 in., No. 12

DRIVING EQUIPMENT

No.	Plate	Name
228628	16388	Belt (gilt edge), size 5/16 in. diam., length 83 in., with two 25029
228629	16391	Belt (gilt edge), size 3/8 in. diam., length 57 in., with 25030
228630	16395	Belt (gilt edge), size 3/8 in. diam., length 120 in., with two 25030
228631	16388	Belt (gilt edge), size 3/8 in. diam., length 133 in., with two 25030
228608	16389	Belt Guard, for Bridgeport Old Style Power Table (trough) and Singer Universal Power Table (trough), with two wood screws 3/4 in., No. 10
228610	16390	Belt Guard, for E'port Old Style Power Table (trough) with two wood screws 3/4 in., No. 10
25029	16388	Belt Hook
25030	16388	" "
228565	16387	" Shifter
228566	16387	" " Lever with 200526C
228567	16387	" " " Hinge Stud
200335C	16387	" " " " " Set Screw
228632	16387	" " Locking Spring
200526C	16387	" " Set Screw
228618	16386	Buttonhole Cutter Driving Pulley 4-5/8 in. diam., with 200342C and 200347C
228619	16386	Buttonhole Cutter Driving Pulley Driving Pinion, 16 teeth, with 454C
2117E	16386	Buttonhole Cutter Driving Pulley Driving Pinion Pin
454C	16386	Buttonhole Cutter Driving Pulley Driving Pinion Set Screw
200342C	16386	Buttonhole Cutter Driving Pulley Position Screw
200347C	16386	Buttonhole Cutter Driving Pulley Set Screw
228579	16386	Buttonhole Cutter Driving Pulley Shaft
228580	16386	" " " " " "
224392	16386	Bushing with 224392
350028C	16386	Buttonhole Cutter Driving Pulley Shaft Bushing Oil Packing (wick)
228620	16386	Buttonhole Cutter Driving Pulley Shaft Bushing Set Screw
2117E	16386	Buttonhole Cutter Driving Pulley Shaft Gear, 48 teeth, with 448C
		Buttonhole Cutter Driving Pulley Shaft Gear Pin

ACCESSORIES

No.	Plate	Name
448C	16386	Buttonhole Cutter Driving Pulley Shaft Gear Set Screw
228593	16387	Counter Shaft (hollow) with 200370C and 228595
210833	16387	Counter Shaft Collar with two 200383C
200383C	16387	" " " Set Screw
228590	16387	" " Driving Pulley (loose), 5 in. diameter
228591	16387	Counter Shaft Driving Pulley (tight), 5 in., diam., with 200352C and 200363C
200352C	16387	Counter Shaft Driving Pulley Position Screw
200363C	16387	Counter Shaft Driving Pulley Set Screw
228601	16387	" " Hanger with 200335C and 202244
228588	16387	Counter Shaft Hanger Belt Guard (double)
200002E	16387	" " " " " Screw
202244	16387	" " " Oil Packing (wick)
51080E	16387	" " " Screw
51046E	16387	" " " " "
41125	16387	" " " " Washer
228602	16387	" " Oil Cup
228594	16387	" " " Packing Wick
228595	16387	" " " " " Wire with 228594
200370C	16387	Counter Shaft Oil Stop Screw
228592	16387	" " Pulley, 5-7/8 in. diam., with 200352C and 200363C
200352C	16387	Counter Shaft Pulley Position Screw
200363C	16387	" " " Set Screw
228596	16387	Counter Shaft Hanger complete, for Old Style Power Table and Singer Universal Power Table, Nos. 51080E, 200002E, 210833, 228565 to 228567, 228588, 228590 to 228593, 228601, 228602, 228632 two 51046E and three 41125
228573	16386	Driving Attachment Belt Guard with 228607
228607	16386	Driving Attachment Belt Guard Drain Valve
50075J	16386	Driving Attachment Belt Guard Thumb Screw
228574	16386	Driving Attachment Bracket with 11119, 228575 and four 350028C
228575	16386	Driving Attachment Bracket Oil Cup
15783	16386	" " " " Tube
11119	16386	" " " " " 15783 with 52045
52045	16386	Driving Attachment Bracket Oil Tube Packing (cotton)

ACCESSORIES

No.	Plate	Name
51046E	16386	Driving Attachment Bracket Screw
41125	16386	" " " " Washer
228624	16386	" Pulley, 6 in. diam., with 200374C and 200396C
200396C	16386	Driving Pulley Position Screw
200374C	16386	" " Set Screw
228625	16386	" " Shaft
228571	16386	" " " Bushing with 202260
202260	16386	" " " " Oil Packing (wick)
350028C	16386	Driving Pulley Shaft Bushing Set Screw
228626	16386	" " " Collar with two 200378C
200378C	16386	Driving Pulley Shaft Collar Set Screw
228621	16386	Machine Driving Pulley (loose), 3-1/8 in. diameter
228622	16386	Machine Driving Pulley Clutch
214179	16386	" " " " Roller
214181	16386	" " " " Spring
214180	16386	" " " " "
		Plunger
200050C	16386	Machine Driving Pulley Clutch Screw
228623	16386	" " " Collar with two 200364C
200364C	16386	Machine Driving Pulley Collar Set Screw
228627	16386	Driving Attachment complete, Nos. 50075J, 228573, 228574, 228579, 228580, 228618 to 228626, two each 2117E, 228571, three each 41125, 51046E, 200050C and 214179 to 214181
228578	16386	Driving Attachment and Idler complete, Nos. 228587 and 228627
234342	16388	Front Plank Extension (back) with two wood screws 1-1/2 in., No. 10 (for flat table)
234349	16395	Front Plank Extension (back) with four wood screws 1-1/2 in., No. 10, for Singer Universal Safety Power Table (flat)
234350	16396	Front Plank Extension (back) with six wood screws 1-1/2 in., No. 10, for Singer Universal Safety Power Table (trough)
234344	16388	Front Plank Extension (front) with two wood screws 2-1/4 in., No. 12 and three wood screws 1-3/4 in., No. 12
228581	16386	Idler Pulley
228643	16386	" " Belt Guard with 200526C
200526C	16386	" " " " Set Screw
228644	16386	" " Bracket with 200526C

ACCESSORIES

No.	Plate	Name
200019E	16386	Idler Pulley Bracket Screw
228584	16386	" " Shaft with 228586
228602	16386	" " " Oil Cup
228585	16386	" " " " Wick
228586	16386	" " " " Wire with 228585
200526C	16386	" " " Set Screw
228587	16386	Idler complete, Nos. 228584, 228602, 228644, two each 228581, 228643 and three 200019E
27068	16388	Shaft Pulley (sectional, grooved) 8 in. diam., 1-3/16 in. bore, with two 597C
597C	16388	Shaft Pulley Clamping Screw
150027	16394	Starting Device Bracket with two wood screws 1-1/4 in., No. 14
150028	16394	Starting Device Handle
27638	16394	" " " Spring
23250	16394	" " " " Washer
126888	16394	" " " " Collar with 217F
217F	16394	Starting Device Handle Spring Collar Set Screw
126955	16394	Starting Device Rod
126888	16394	" " " Collar with 217F
217F	16394	" " " Set Screw
126890	16394	Starting Device complete, Nos. 27638, 126955, 150027, 150028, two 23250 and three 126888
150183	16394	Table Belt Guide Bracket with 795C
50285R	16394	" " " " Bolt
126841	16394	" " " " Clamping Plate
126846	16394	" " " " Nut Lock Washer
12620	16394	Table Belt Guide Bracket Bolt Washer
126750	16394	" " " Pulley with 126752
126868	16394	" " " " Shaft
126752	16394	" " " " Bushing
126869	16394	" " " " Collar with 1448C
1448C	16394	Table Belt Guide Pulley Shaft Collar Set Screw
795C	16394	Table Belt Guide Pulley Shaft Set Screw
150184	16394	" " " " " Support Bracket with two wood screws 1 in., No. 12, F.H.
126870	16394	Table Belt Guide complete, Nos. 12620, 50285R, 126841, 126846, 126868, 150183, 150184, two each 126750 and 126869
126715	16395	Transmitter Pulley (sectional, grooved) sheet metal, 5-1/4 in. diameter

ACCESSORIES

No.	Plate	Name
228599	16388	Driving Equipment complete, for Old Style or Singer Universal Power Table (flat) Nos. 27068, 228578, 228596, 228628, 228631 234342, 234344 and blue print template
228605	16391	Driving Equipment complete, for Individual Motor Table, Nos. 228627 to 228629
228609	16389	Driving Equipment complete, for Bridgeport Old Style Power Table (trough) or Singer Universal Power Table (trough), Nos. 27068, 228578, 228596, 228608, 228628, 228631, 234344 and blue print template
228611	16390	Driving Equipment complete, for E'port Old Style Power Table (trough), Nos. 27068, 228578, 228596, 228610, 228628, 228631, 234344 and blue print template
228612	16392	Driving Equipment complete, for Power Table (flat) with Electric Transmitter Motor, Nos. 228627, to 228629, 234342 234344 and blue print template
228613	16393	Driving Equipment complete, for E'port Power Table (trough) with Electric Transmitter Motor, Nos. 228610, 228627 to 228629, 234344 and blue print template
228645	16395	Driving Equipment complete, for Singer Universal Safety Power Table (flat), Nos. 126715, 126870, 126890, 228627, 228628, 228630, 234349 and blue print template
228646	16396	Driving Equipment complete, for Singer Universal Safety Power Table (trough) Nos. 126715, 126870, 126890, 228627, 228628, 228630, 234350 and blue print template

BUTTONHOLE CUTTING BLOCKS

254052	16432	Buttonhole Cutting Block (steel), 3/4 in. (eye or taper bar)
254053	16432	Buttonhole Cutting Block (steel), 7/8 in. (eye or taper bar)

BUTTONHOLE CUTTING KNIVES

No.	Plate	Name
254054	16432	Buttonhole Cutting Knife (.100 x .180 eye)
254055	16432	Buttonhole Cutting Knife (.126 x .180 eye)

PATTERN WHEELS

For making Eyelet End Buttonholes with **LARGE EYE, TAPER BAR** and .025 in. cutting space

254079	16436	Pattern Wheel, 3/4 in., complete, bar adjustable from 1/8 to 3/8 in., Nos. 254078, 254089, two each 203E, 250372 and three 391D
254081	16436	Pattern Wheel, 7/8 in., complete, bar adjustable from 1/8 to 1/4 in., Nos. 254080, 254089, two each 203E, 250372 and three 391D

For making Eyelet End Buttonholes with **EXTRA LARGE EYE, TAPER BAR** and .050 in. cutting space

254085	16436	Pattern Wheel, 3/4 in., complete, bar adjustable from 1/8 to 3/8 in., Nos. 254084, 254089, two each 203E, 250372 and three 391D
254087	16436	Pattern Wheel, 7/8 in., complete, bar adjustable from 1/8 to 1/4 in., Nos. 254086, 254089, two each 203E, 250372 and three 391D
254078	16436	Pattern Wheel, for 3/4 in. Taper Bar (large eye) Buttonhole .025 in. cutting space, bar adjustable from 1/8 to 3/8 in., with 256205 and two 205D
254080	16436	Pattern Wheel, for 7/8 in. Taper Bar (large eye) Buttonhole, .025 in. cutting space, bar adjustable from 1/8 to 1/4 in., with 256205 and two 205D
254084	16436	Pattern Wheel, for 3/4 in. Taper Bar (extra large eye) Buttonhole, .050 in. cutting space bar adjustable from 1/8 to 3/8 in., with 256205 and two 205D

No.	Plate	Name
254086	16436	Pattern Wheel, for 7/8 in. Taper Bar (extra large eye) Buttonhole, .050 in. cutting space, bar adjustable, from 1/8 to 1/4 in., with 256205 and two 205D
256205	16436	Pattern Wheel Position Plate
205D	16436	" " " " Screw
250372	16436	" " Rapid Feed Trip Point
203E	16436	" " " " " " Screw
252260	16436	" " Ring (adjustable)
254089	16436	" " " 252260 with 252662, 252663, two each 211E and 250444
252662	16436	Pattern Wheel Ring Adjusting Segment (curved rise)
252663	16436	Pattern Wheel Ring Adjusting Segment (straight drop)
211E	16436	Pattern Wheel Ring Adjusting Segment Screw
250444	16436	Pattern Wheel Ring Adjusting Segment Screw Washer
391D	16436	Pattern Wheel Ring Screw

SHAFT PULLEYS

27271	16388	Shaft Pulley (sectional, grooved), 4 in. diam., 1-3/16 in. bore with two 597C
232920	16388	Shaft Pulley (sectional, grooved), 4-1/2 in. diam., 1-3/16 in. bore, with two 597C
27065	16388	Shaft Pulley (sectional, grooved), 5 in. diam., 1-3/16 in. bore, with two 597C
232879	16388	Shaft Pulley (sectional, grooved), 5-1/2 in. diam., 1-3/16 in. bore, with two 597C
27066	16388	Shaft Pulley (sectional, grooved), 6 in. diam., 1-3/16 in. bore with two 597C
232880	16388	Shaft Pulley (sectional, grooved), 6-1/2 in. diam., 1-3/16 in. bore with two 597C
27067	16388	Shaft Pulley (sectional, grooved), 7 in. diam., 1-3/16 in. bore, with two 597C
232881	16388	Shaft Pulley (sectional, grooved), 7-1/2 in. diam., 1-3/16 in. bore with two 597C
27068	16388	Shaft Pulley (sectional, grooved), 8 in. diam., 1-3/16 in. bore with two 597C
232882	16388	Shaft Pulley (sectional, grooved), 8-1/2 in. diam., 1-3/16 in. bore, with two 597C
27069	16388	Shaft Pulley (sectional, grooved), 9 in. diam., 1-3/16 in. bore, with two 597C
232883	16388	Shaft Pulley (sectional, grooved), 9-1/2 in. diam., 1-3/16 in. bore, with two 597C

SHAFT PULLEYS

No.	Plate	Name
27070	16388	Shaft Pulley (sectional,grooved), 10 in. diam., 1-3/16 in. bore, with two 597C
27072	16388	Shaft Pulley (sectional,grooved), 12 in. diam., 1-3/16 in. bore, with two 597C
27074	16388	Shaft Pulley (sectional,grooved), 14 in. diam., 1-3/16 in. bore with two 597C
27075	16388	Shaft Pulley (sectional,grooved), 15 in. diam., 1-3/16 in. bore, with two 597C

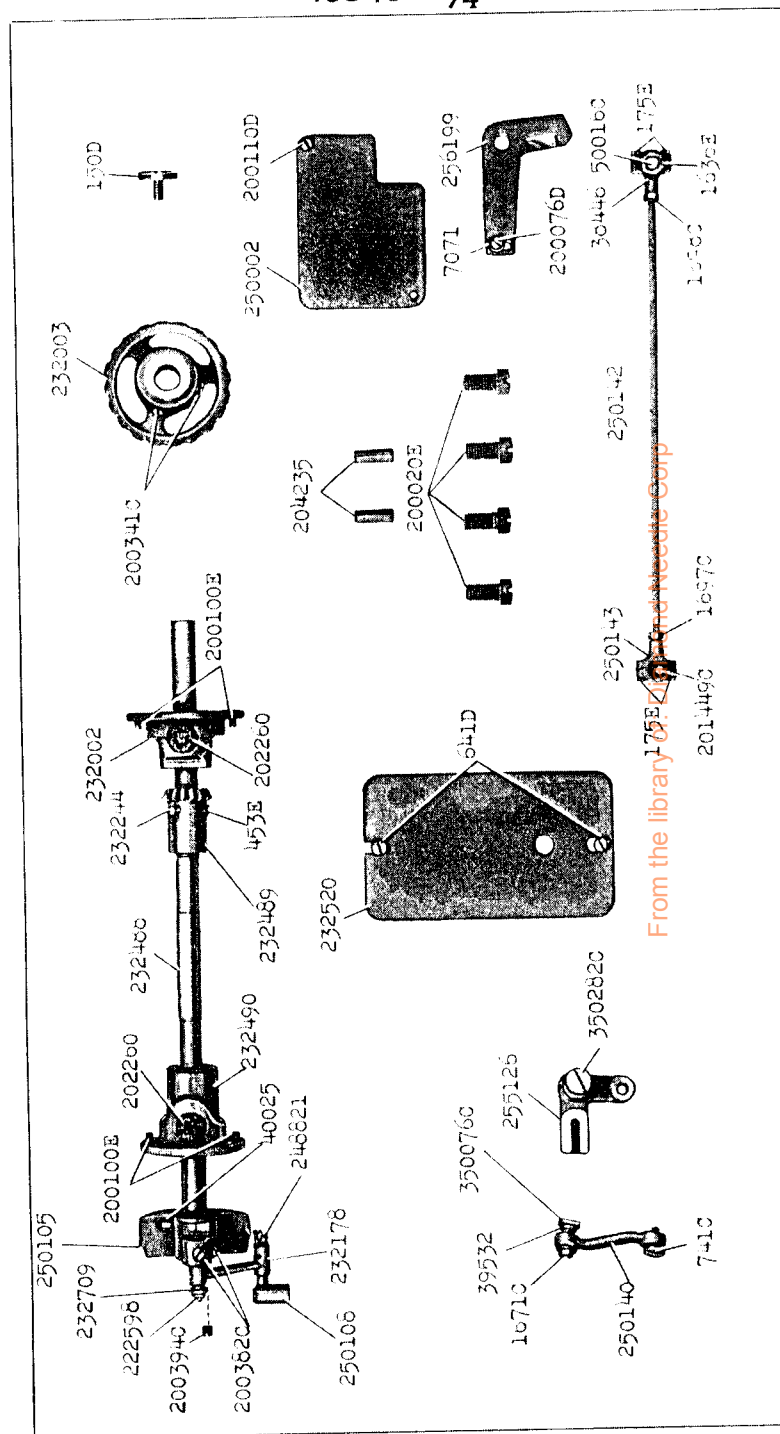
SINGER KNIFE TRUEING FIXTURE

232870	16401	Base with 448C
232871	16401	" 232870 with 59D, 232872 and 232876
232872	16401	Knife Clamping Lever
59D	16401	" " " Hinge Screw
232873	16401	Oil Stone
232874	16401	" " Bracket with three 448C
232875	16401	" " " 232874 with 232873 and 232877
232876	16401	Oil Stone Bracket Shaft
448C	16401	" " " " Set Screw
448C	16401	" " " " Set Screw
232877	16401	" " " " Friction Gib
232878	16401	Singer Knife Trueing Fixture complete, Nos. 232871 and 232875

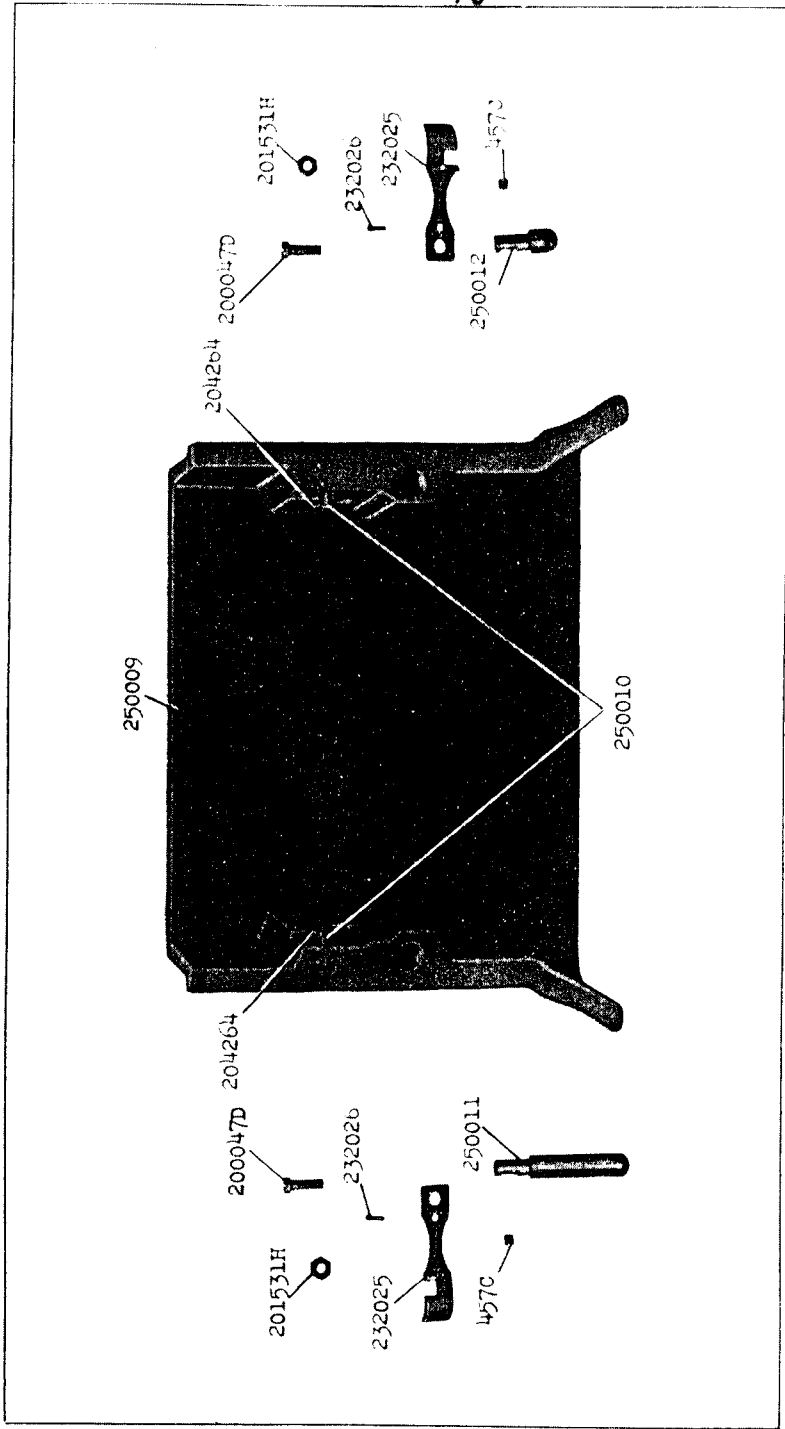
THREAD LUBRICATING CUP

250518	16431	Thread Lubricating Cup with 171E, 250519 and 250520
250519	16431	Thread Lubricating Cup Oil Pad
171E	16431	" " " " Finch Screw
250520	16431	" " " " Thread Guide

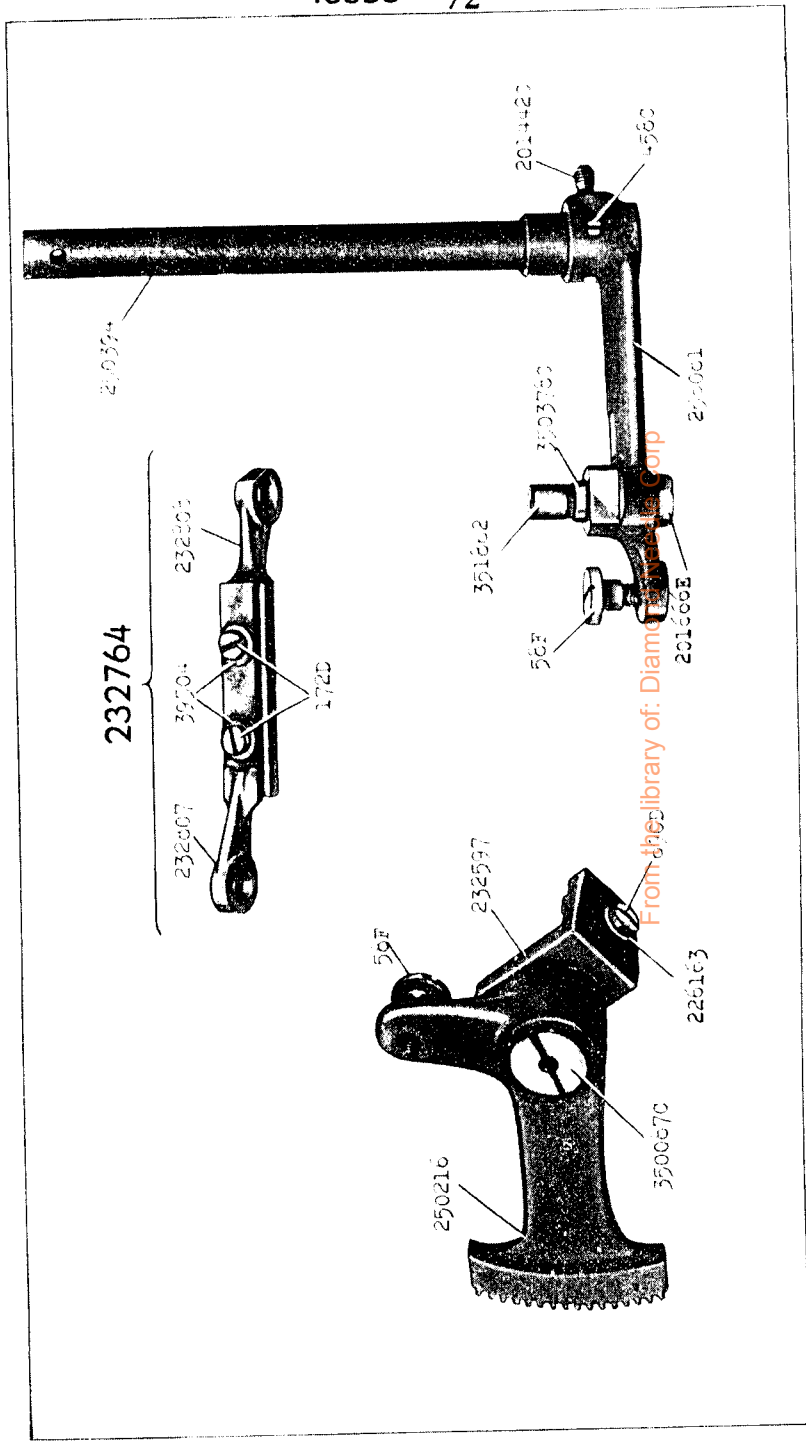
16348 - 1/4



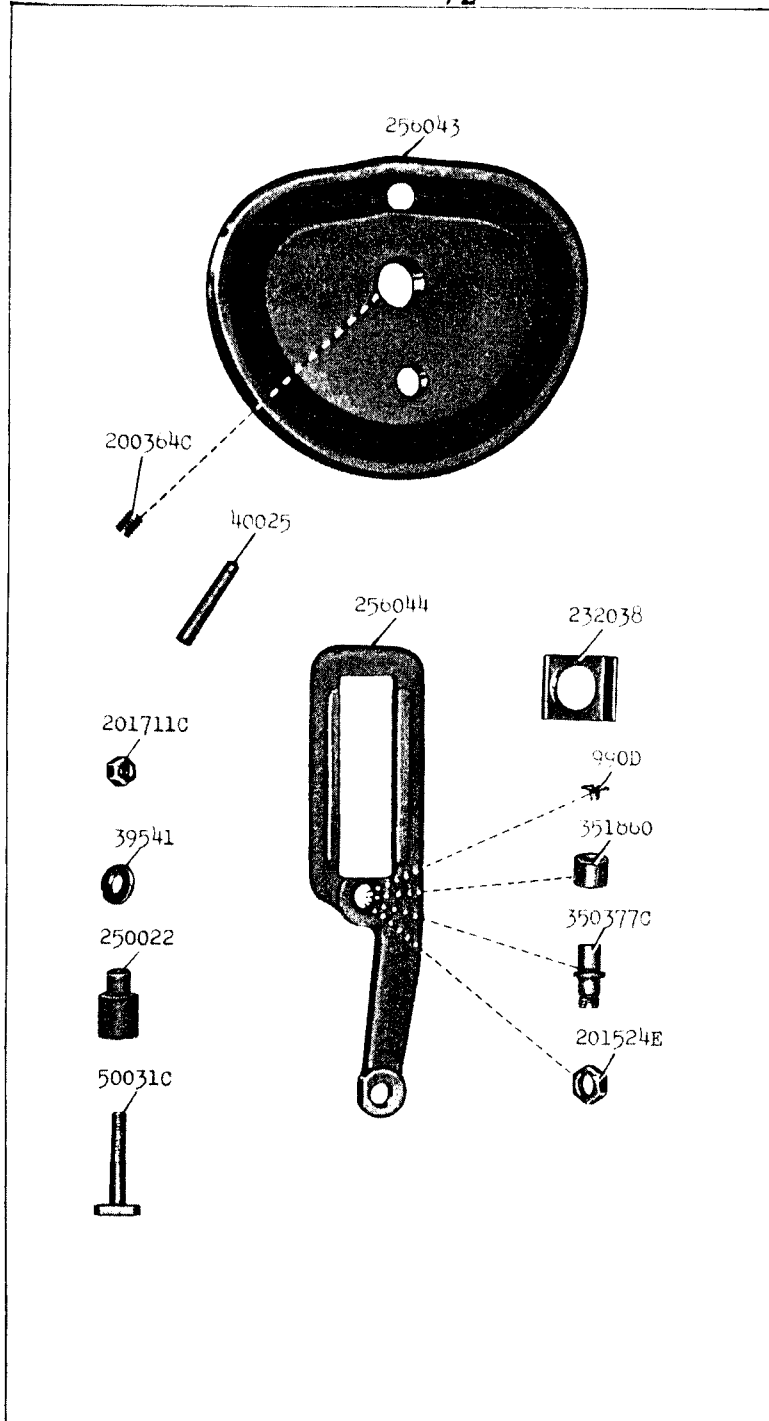
16350 - 1/3



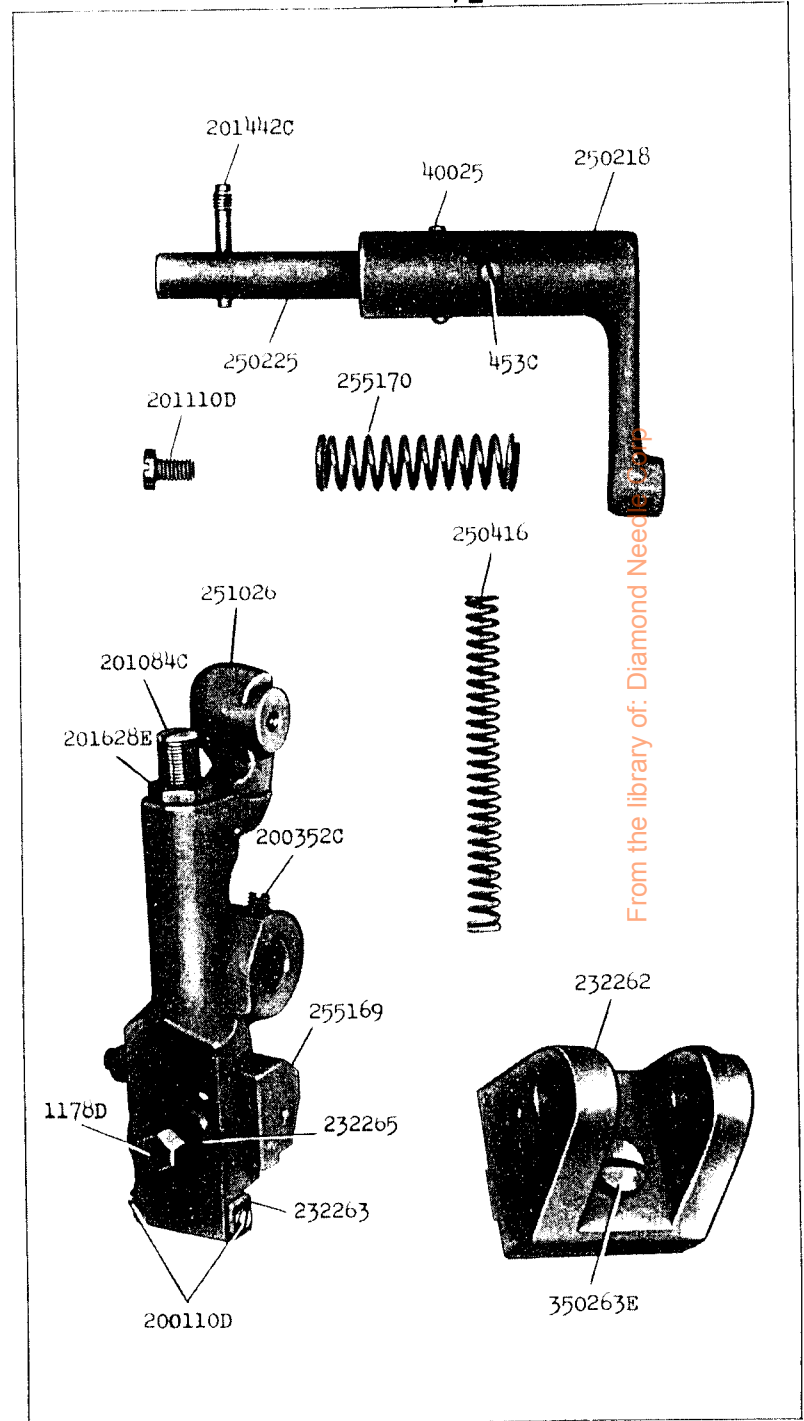
16355 - 1/2



16356 - 1/2

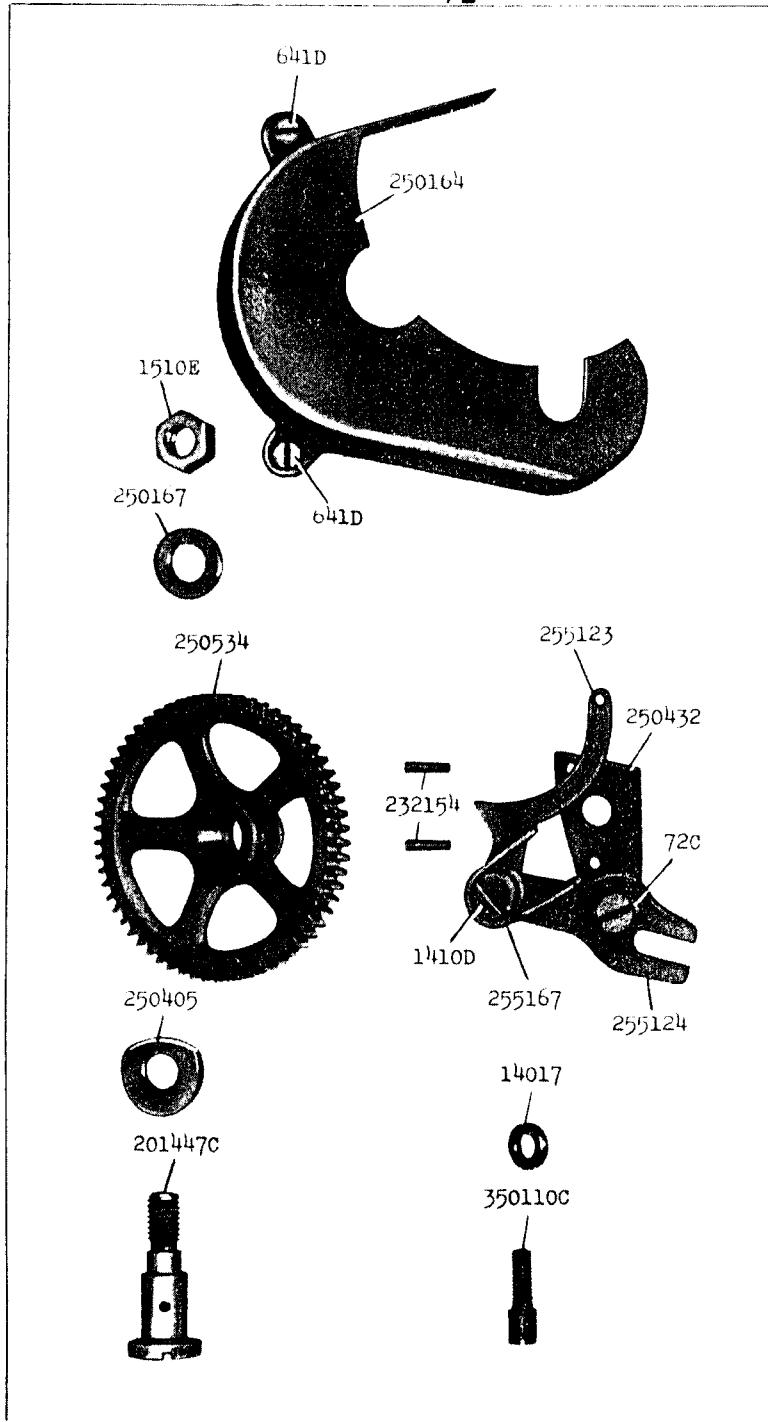


16363 - 1/2

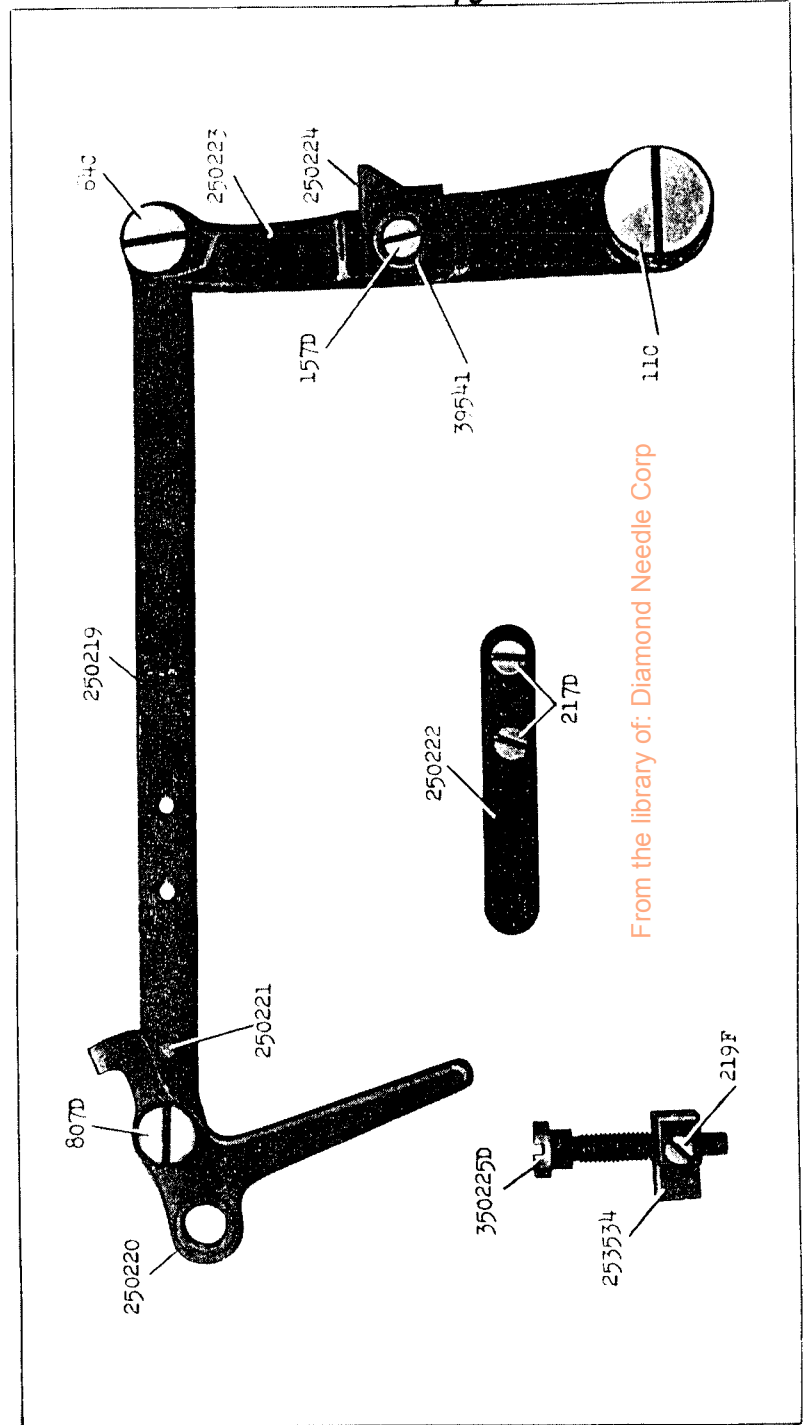


From the library of: Diamond Needles

16364 - 1/2

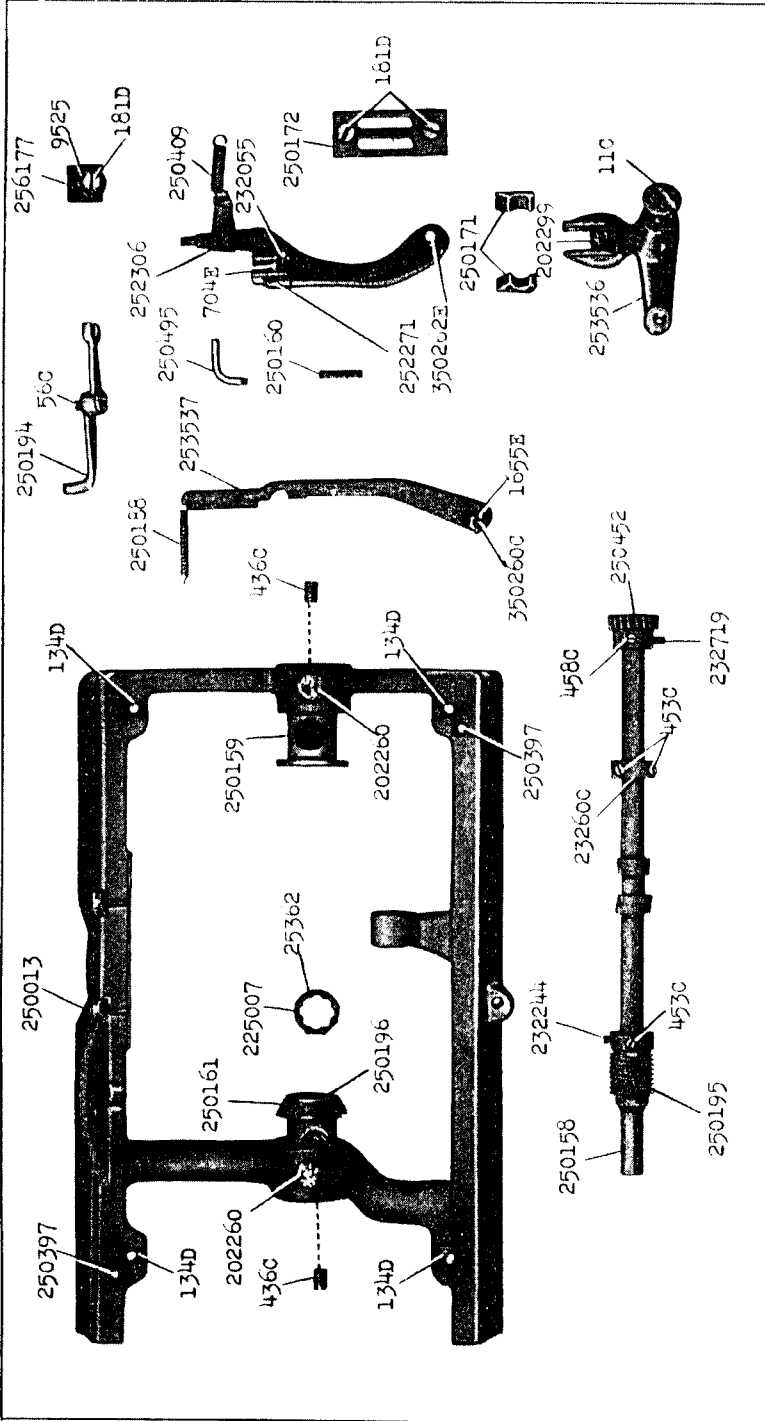


16365 - 2/3

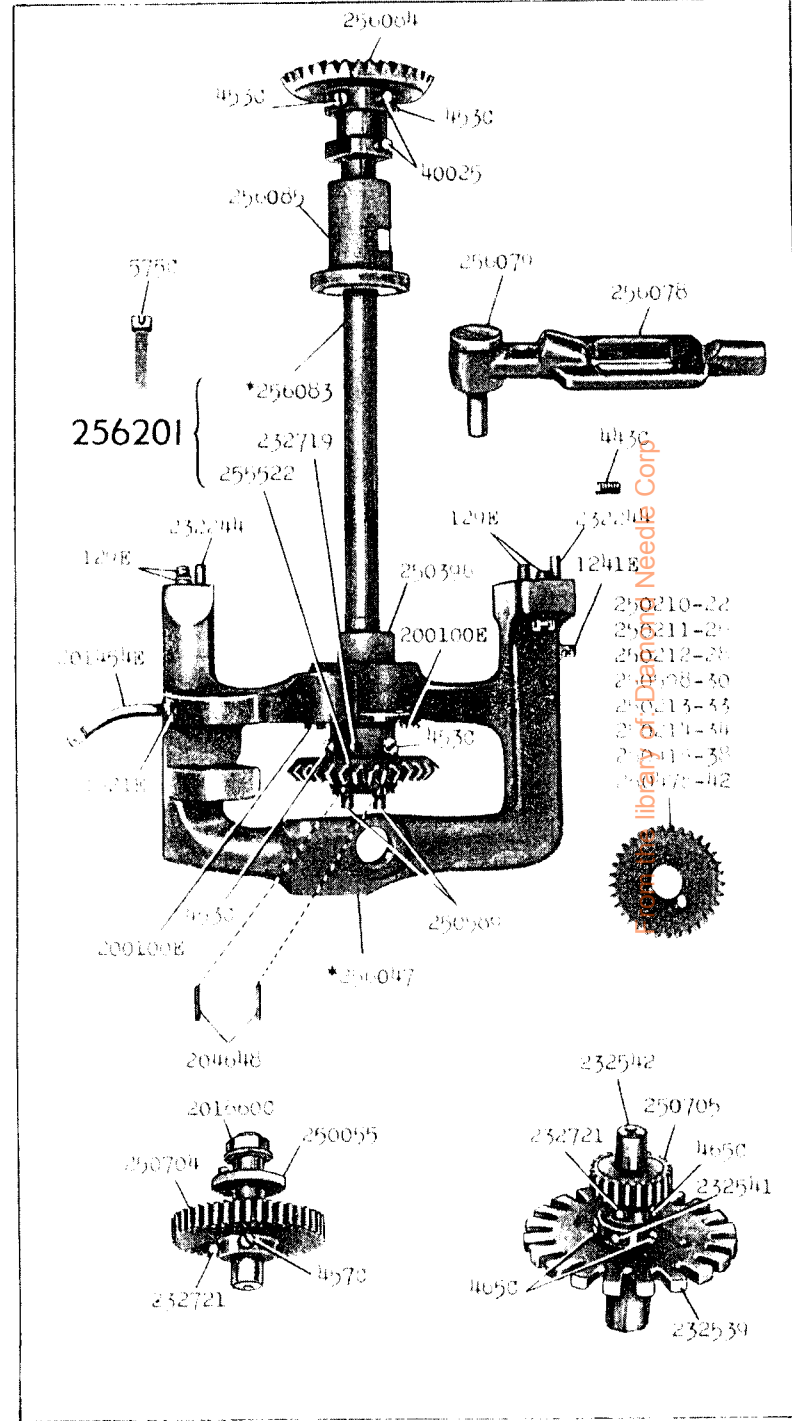


From the library of: Diamond Needle Corp

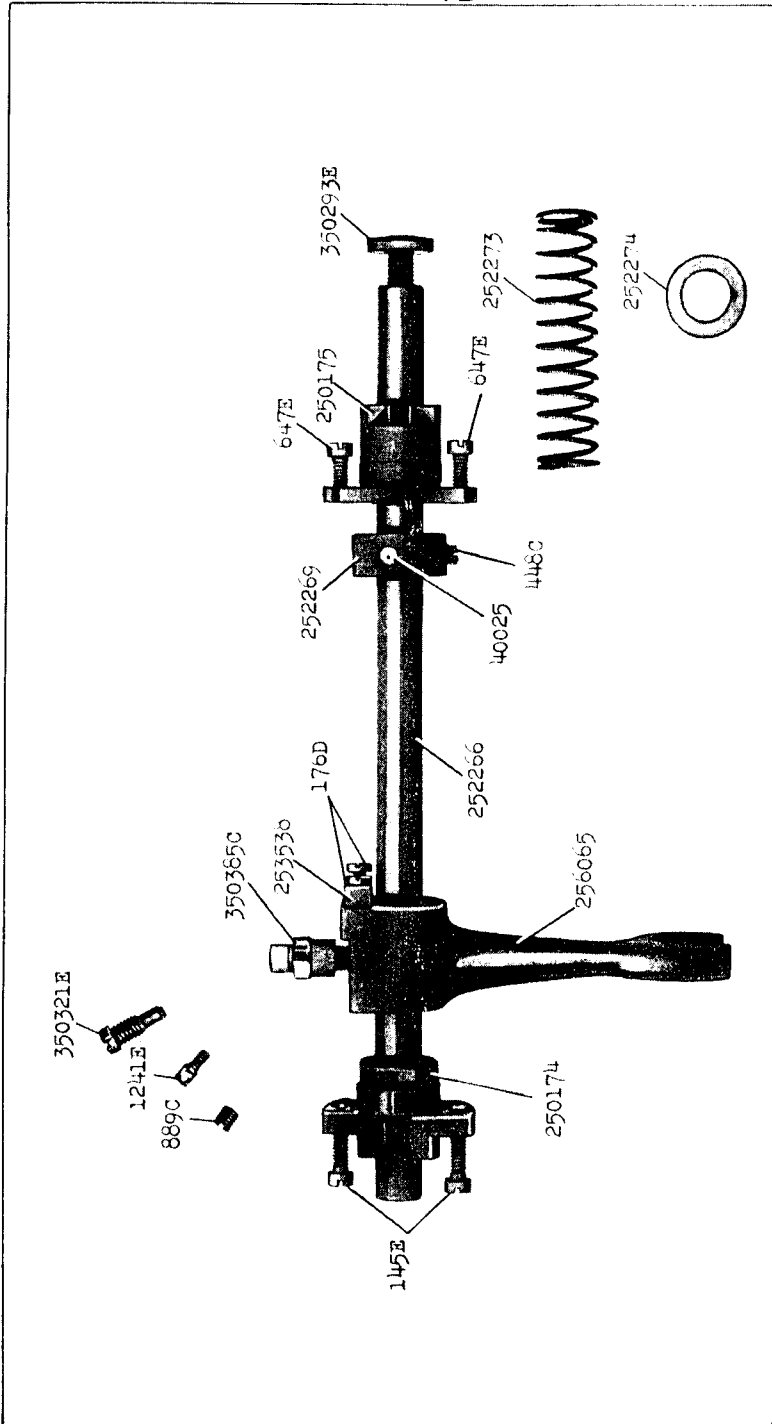
16367 - 1/4



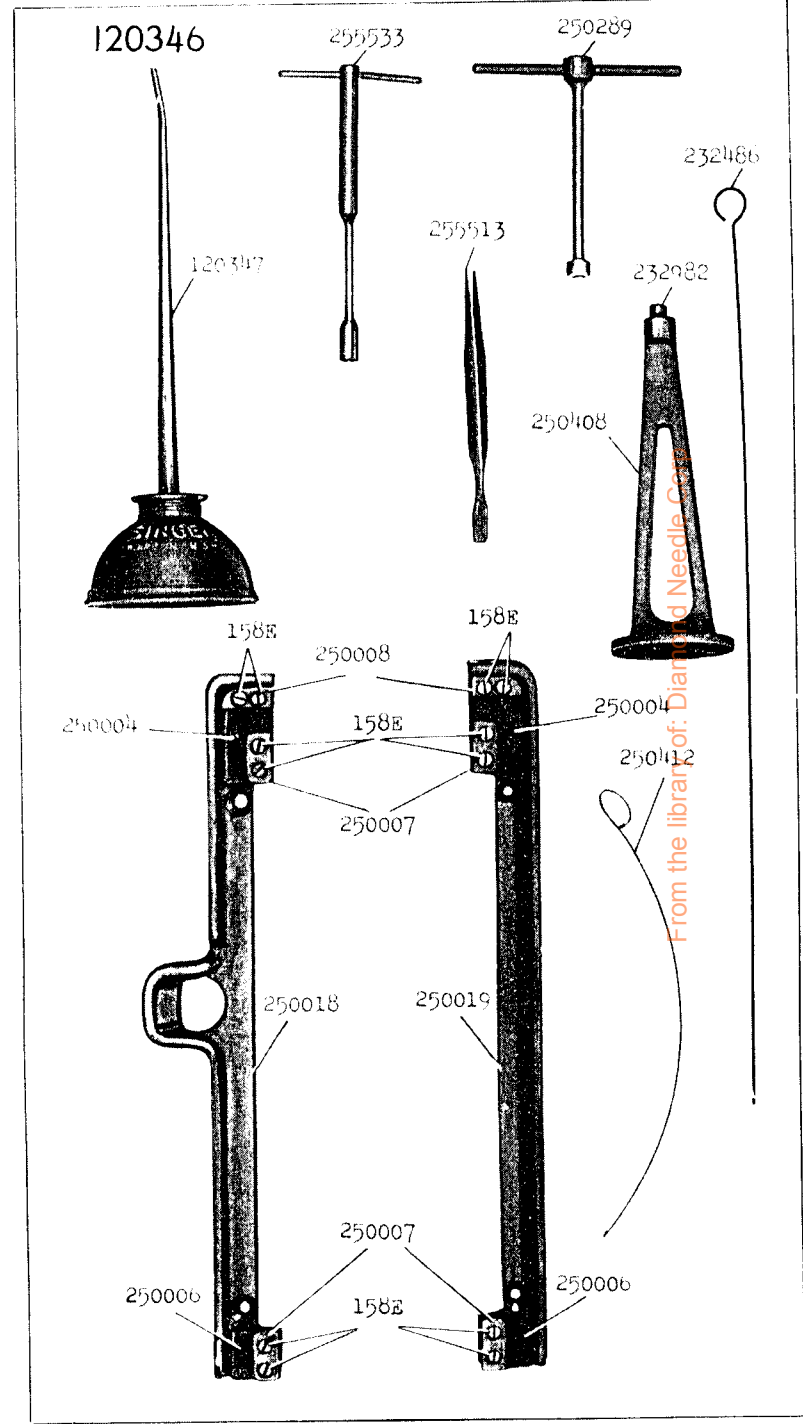
16368 - 3/8




16372 - 1/2



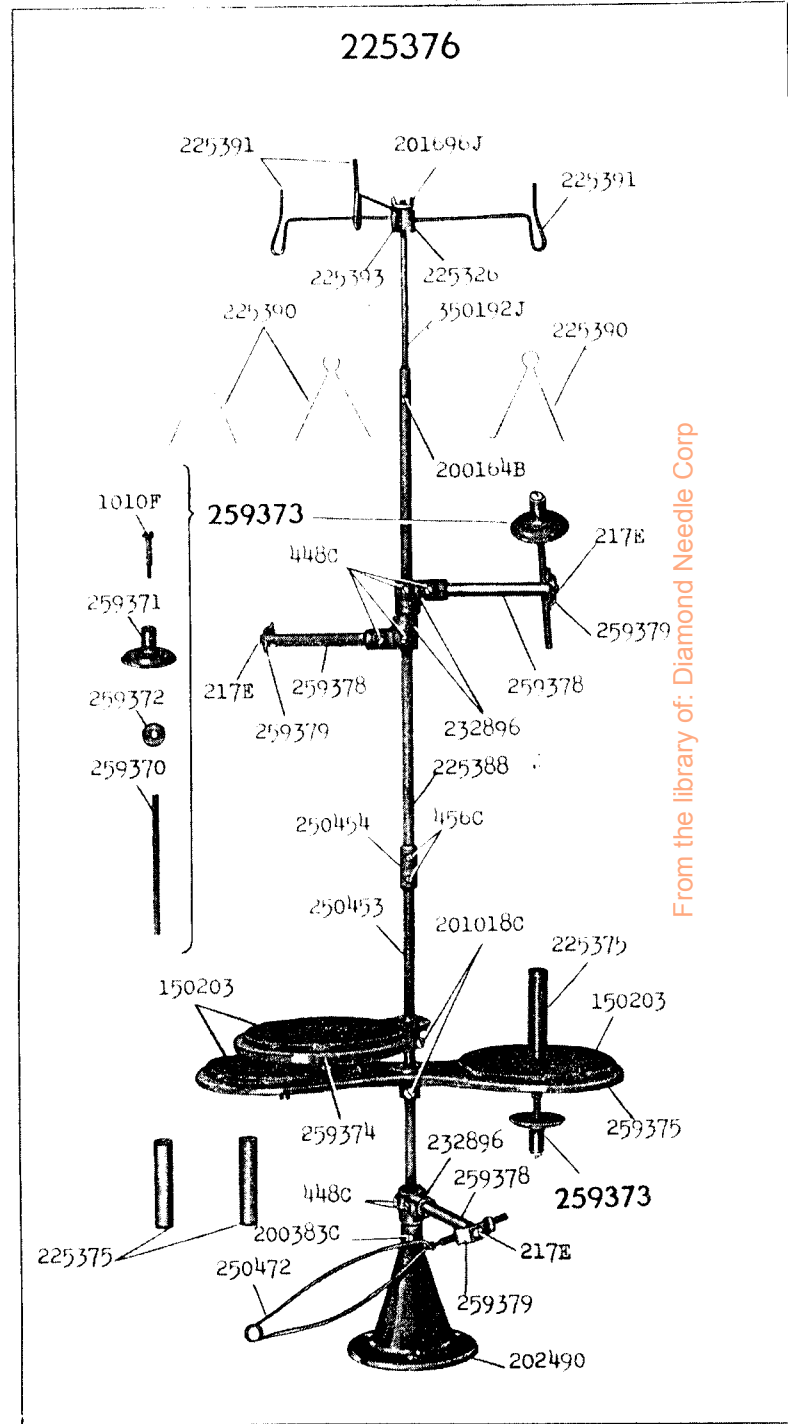
16382 - 1/4



16383 - 1/4



16385 - 1/6

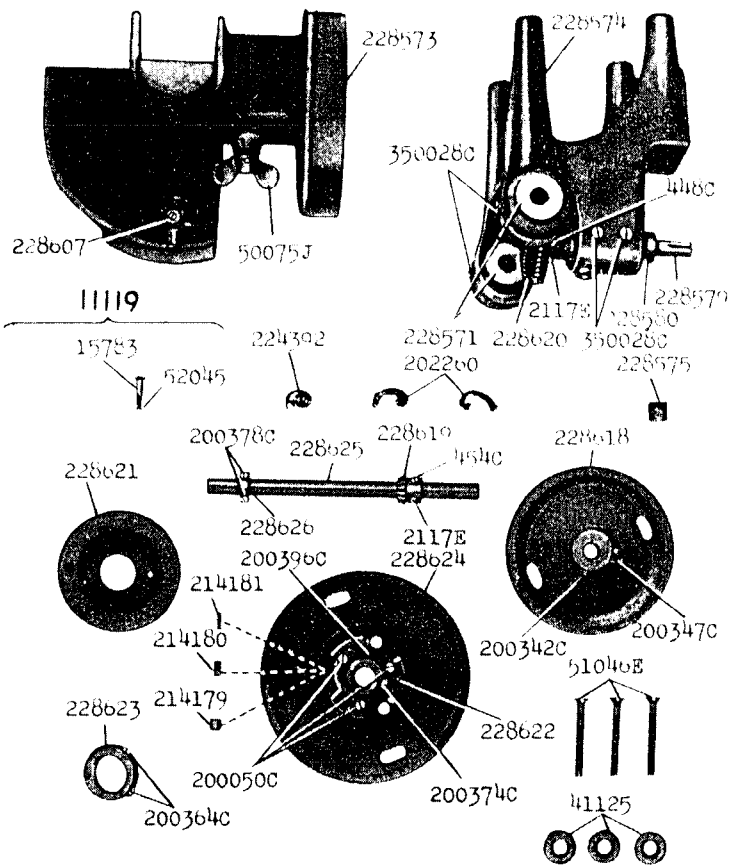


From the library of: Diamond Needle Corp

16386 - 1/6

228578

228627



11119

15783

52045

224392

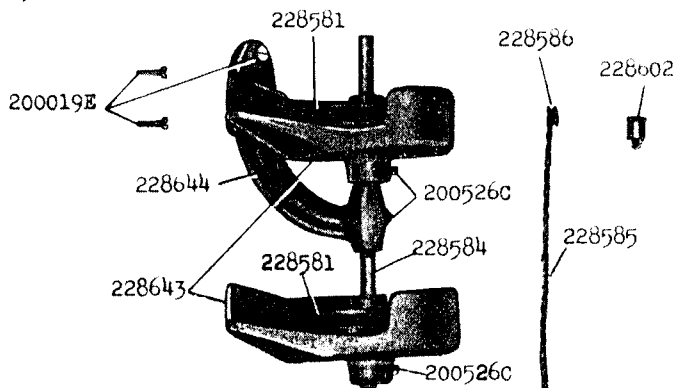
228571

228620

350028C

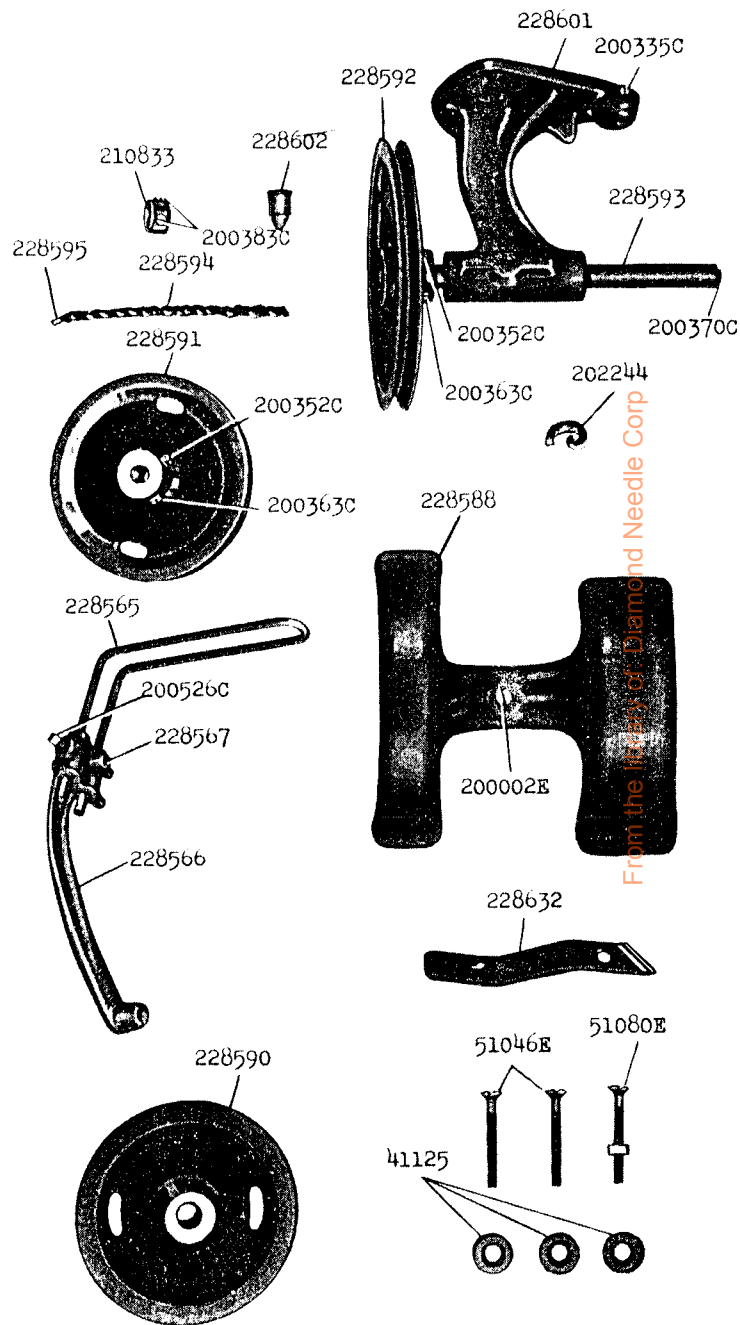
228575

228587



16387 - 1/5

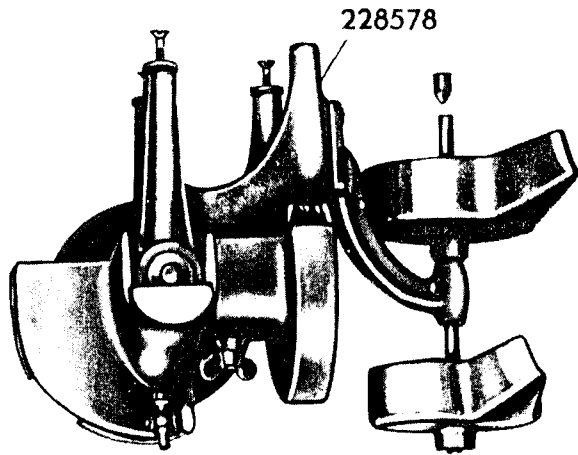
228596



From the files of Diamond Needle Corp

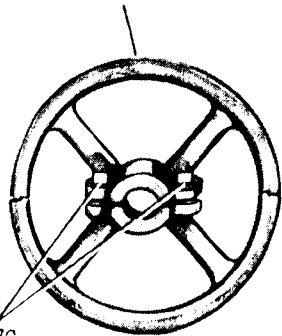
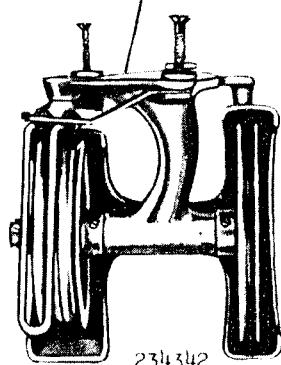
16388 - 1/6

228599

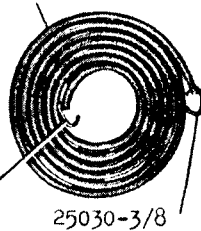



- | | |
|--------------|--------------|
| 27271-4 | 27068-8 |
| 232920-4-1/2 | 232882-8-1/2 |
| 27065-5 | 27069-9 |
| 232879-5-1/2 | 232883-9-1/2 |
| 27066-6 | 27070-10 |
| 232880-6-1/2 | 27072-12 |
| 27067-7 | 27074-14 |
| 232881-7-1/2 | 27075-15 |

228596

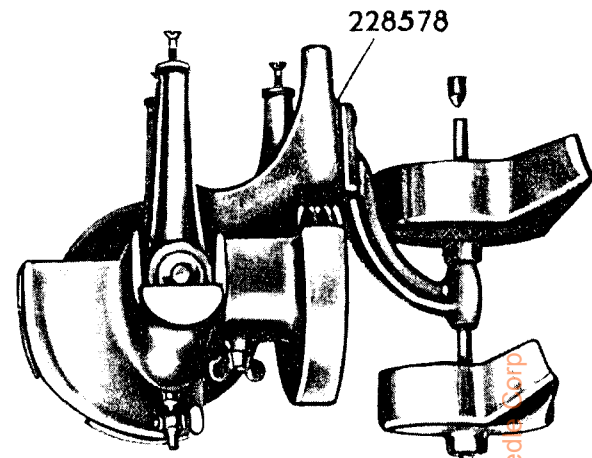


228628-5/16 x 83
228631-3/8 x 133



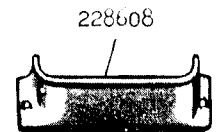
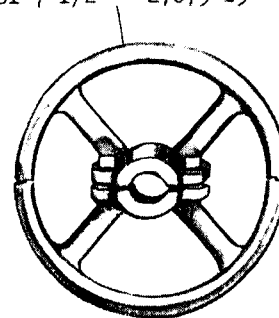
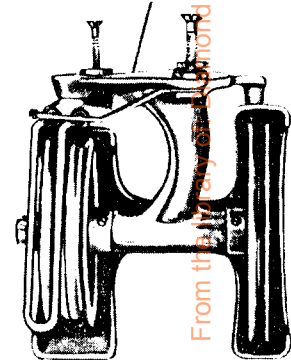
16389 - 1/6

228609

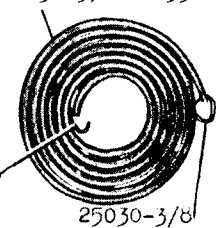



- | | |
|--------------|--------------|
| 27271-4 | 27068-8 |
| 232920-4-1/2 | 232882-8-1/2 |
| 27065-5 | 27069-9 |
| 232879-5-1/2 | 232883-9-1/2 |
| 27066-6 | 27070-10 |
| 232880-6-1/2 | 27072-12 |
| 27067-7 | 27074-14 |
| 232881-7-1/2 | 27075-15 |

228596



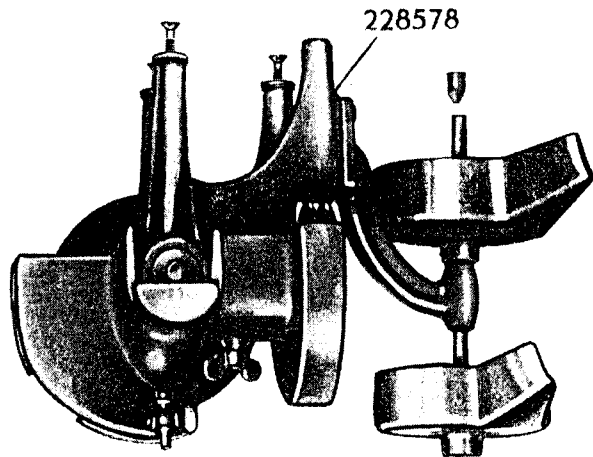
228628-5/16 x 83
228631-3/8 x 133



From the Easy to Assemble Needle Corp

16390 - 1/6


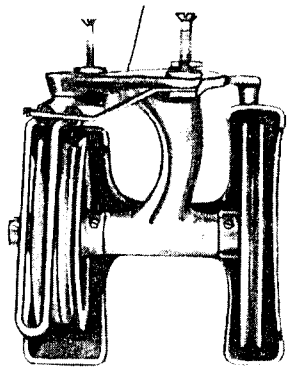
228611



228578

- 27271-4
- 232020-4-1/2
- 27005-5
- 232079-5-1/2
- 27000-6
- 232000-6-1/2
- 27007-7
- 232001-7-1/2
- 27068-8
- 232082-8-1/2
- 27009-9
- 232003-9-1/2
- 27070-10
- 27072-12
- 27074-14
- 27075-15

228596

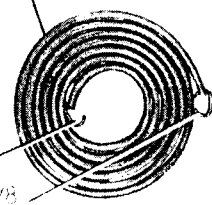



234344

228610



228020-5/16 x 03
 228031-3/8 x 133

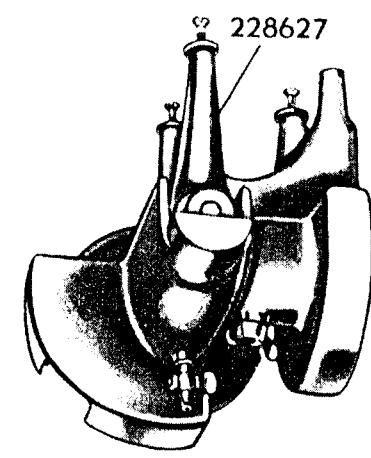


25029-5/16

25030-3/8

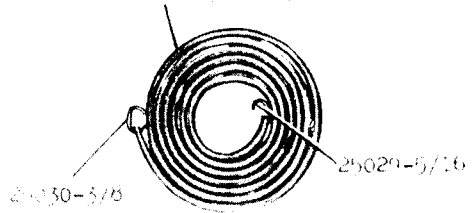
16391 - 1/6

228605



228627

228020-5/16 x 03
 228029-3/8 x 57



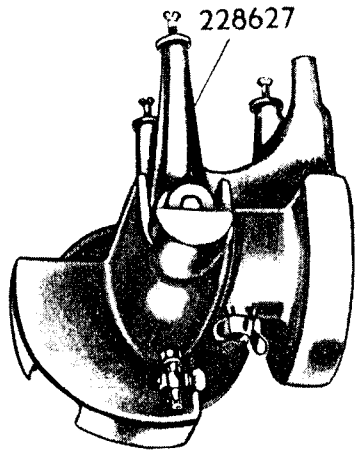
25030-3/8

25029-5/16

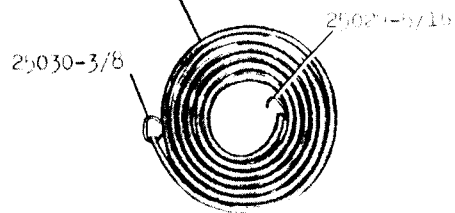
From the library of: Diamond Needle Corp

16392 - 1/6

228612




228626-5/16 x 53
228629-3/8 x 57



234342

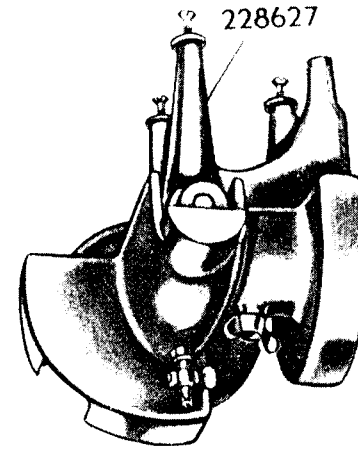


234344

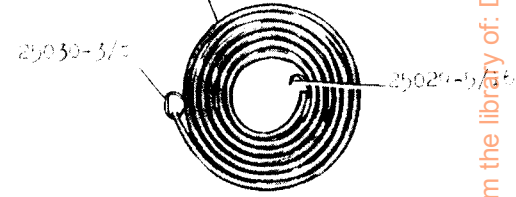


16393 - 1/6

228613




228626-5/16 x 53
228629-3/8 x 57



228610

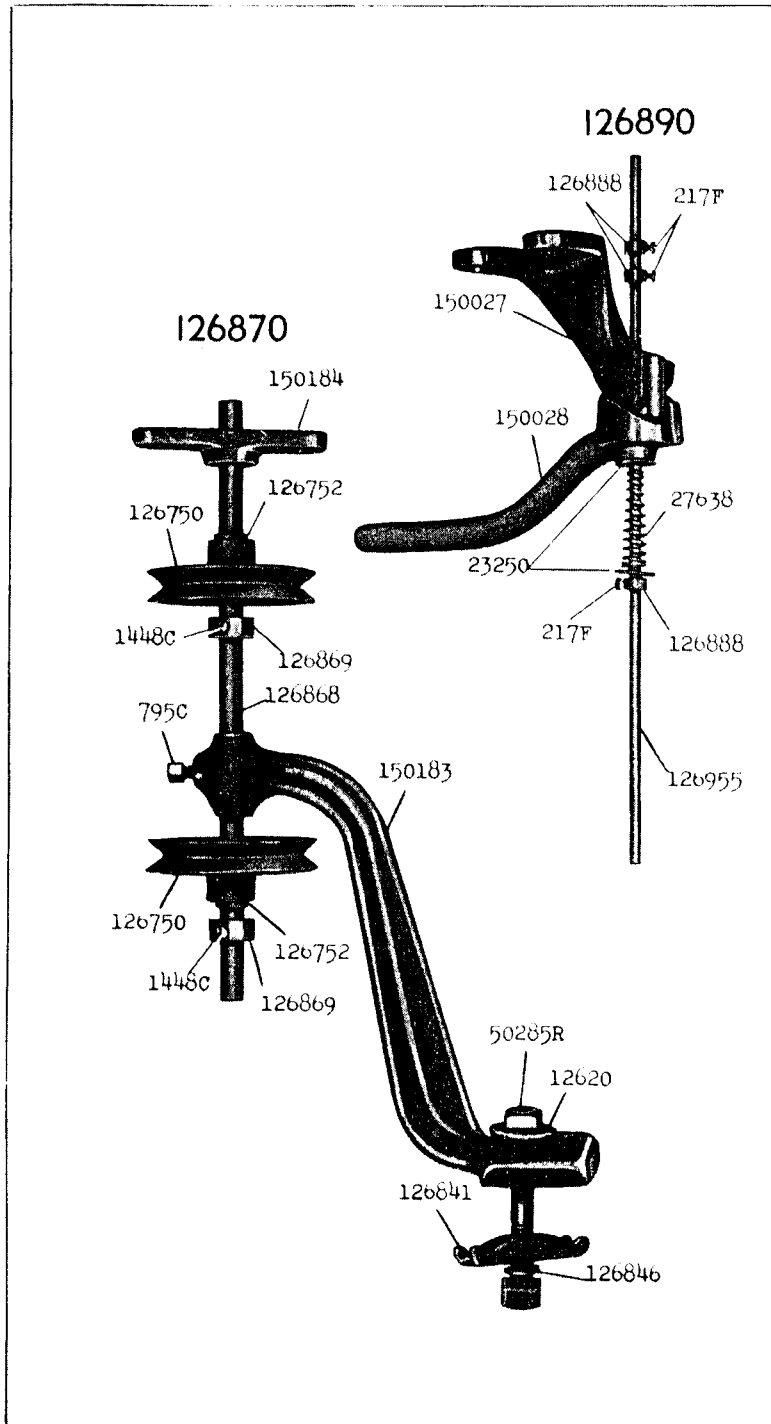


234344



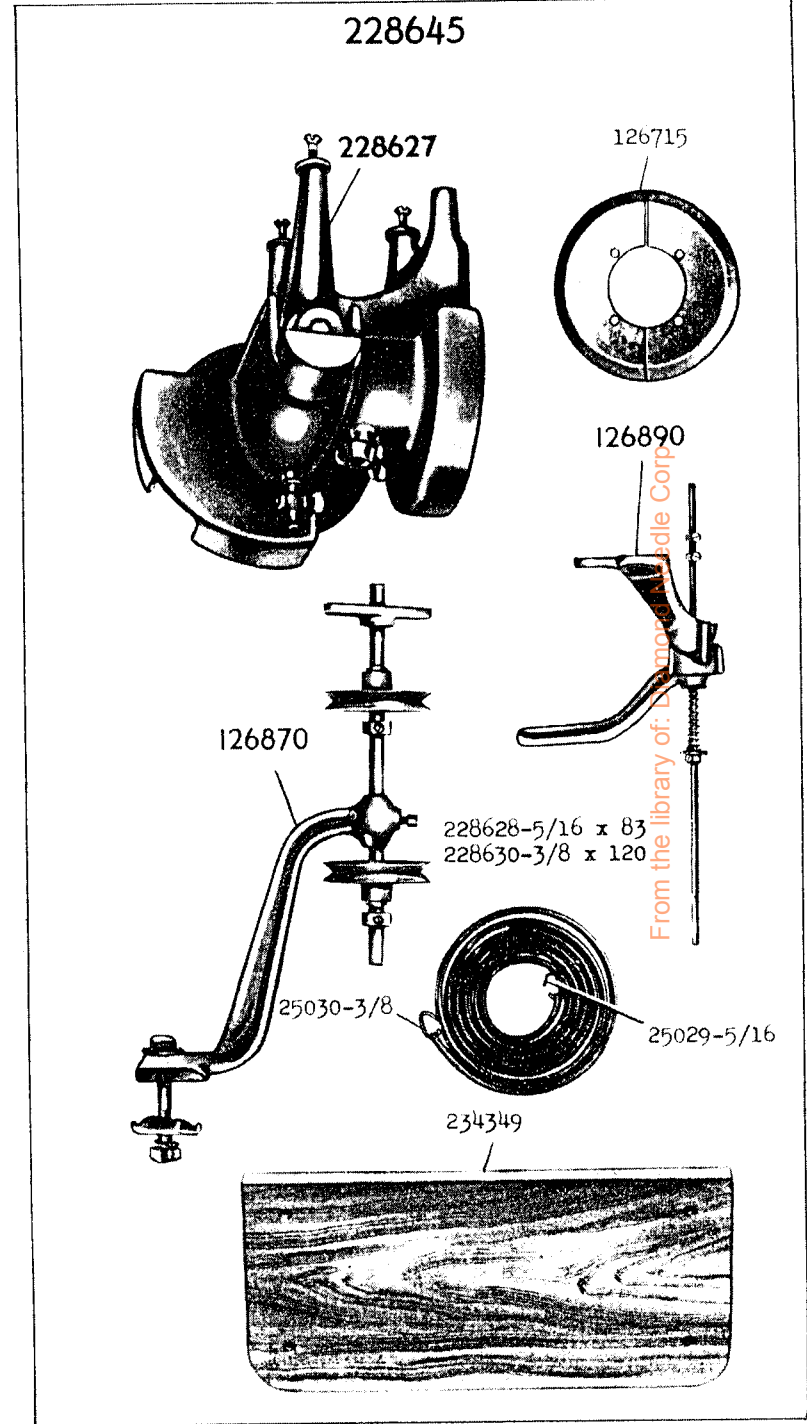
From the library of: Diamond Needle Corp

16394 - 1/4



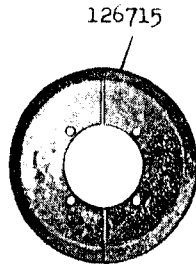

16395 - 1/6

228645

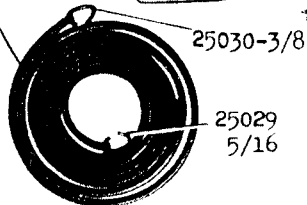
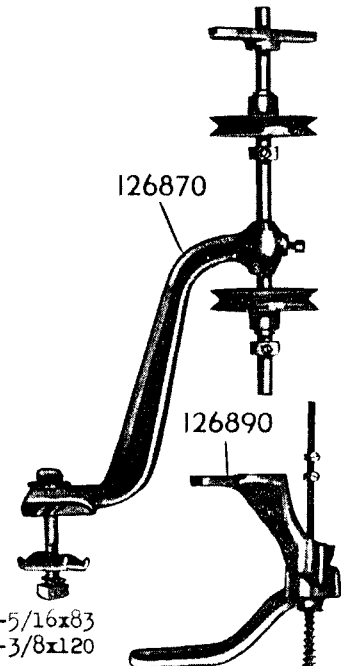



16396 - 1/6

228646

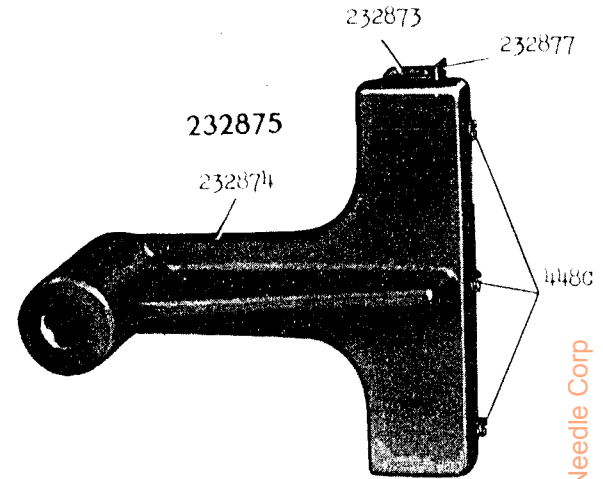


234350

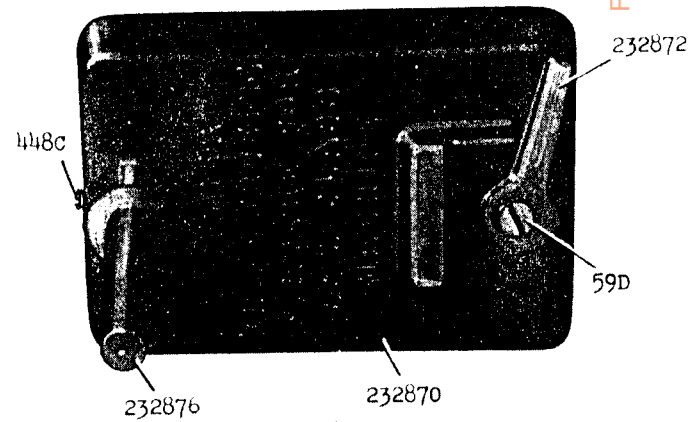


16401 - 1/2

232878

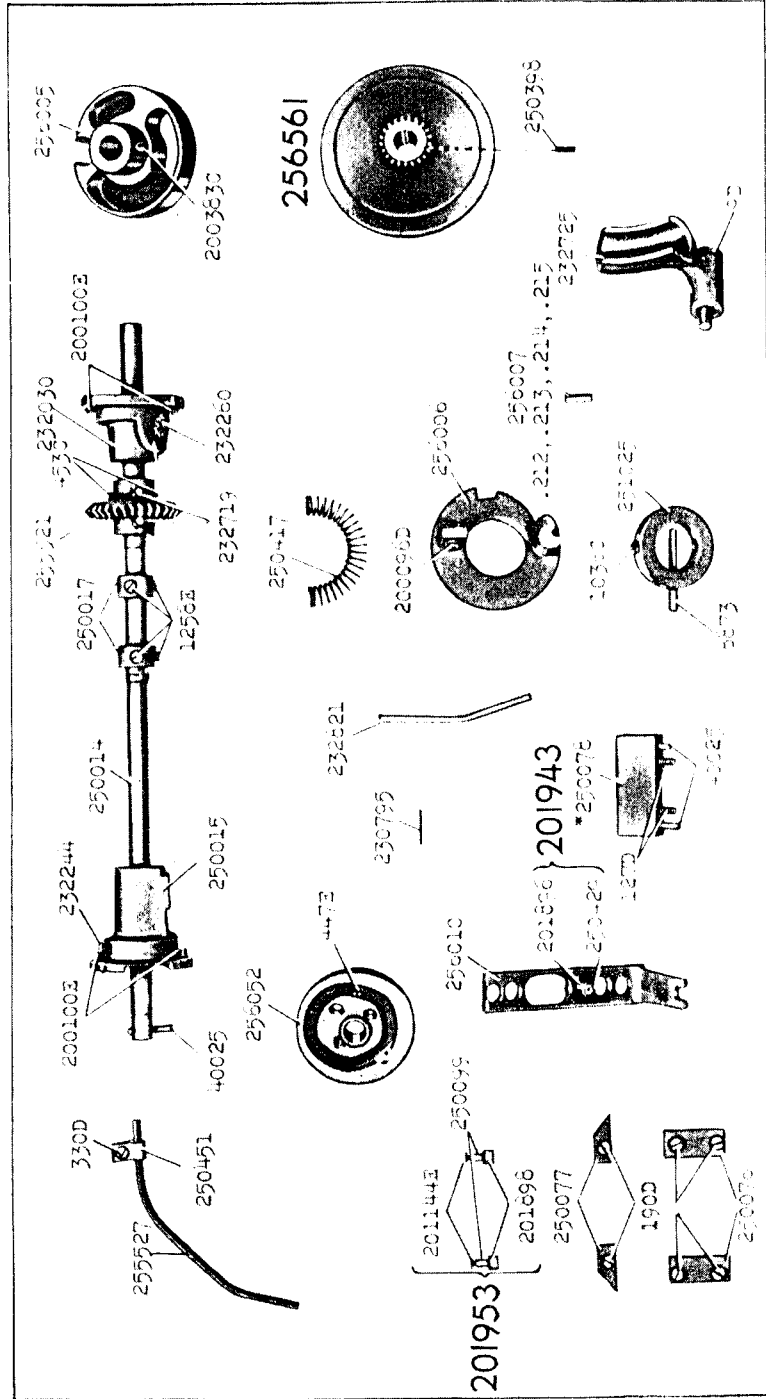


232871

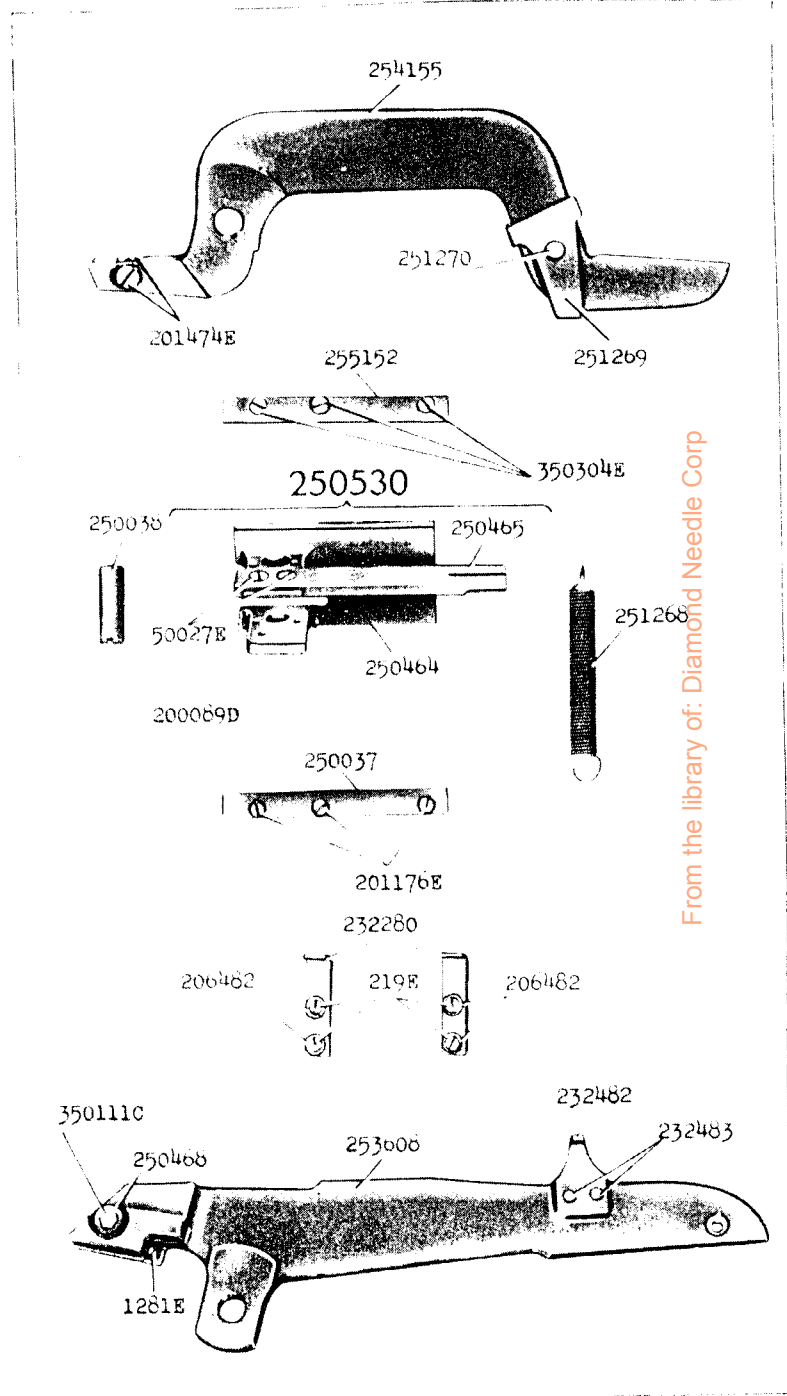


From the library of: Diamond Needle Corp

16402 - 1/4

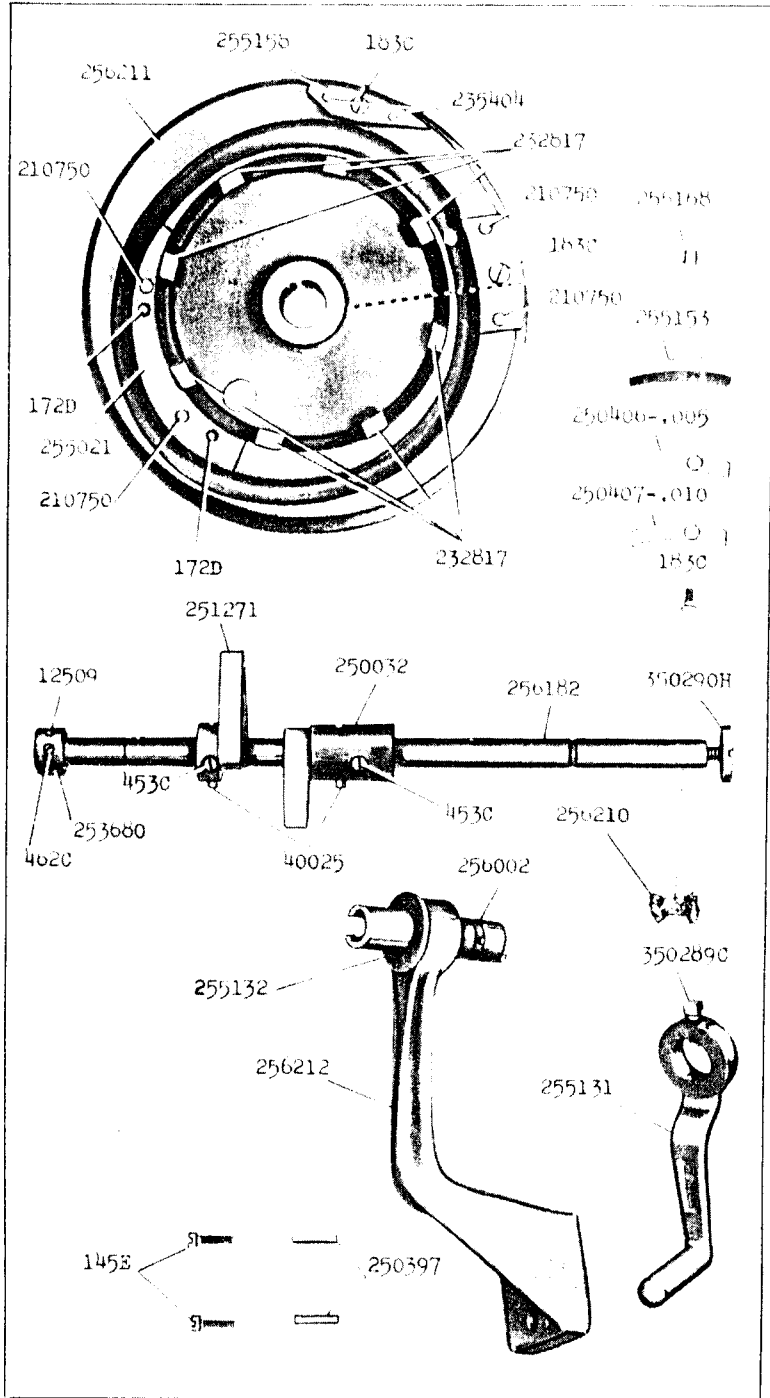


16403 - 1/3

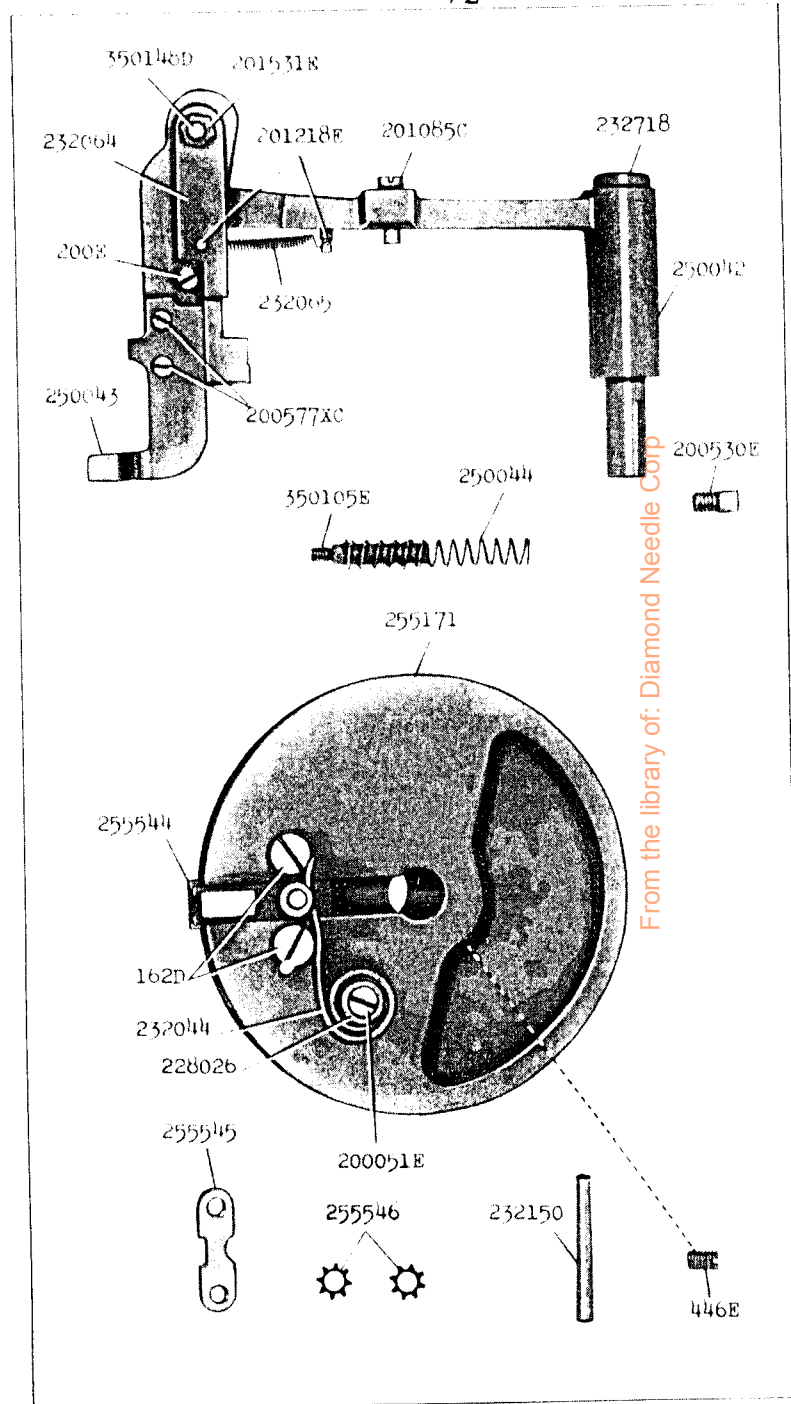


From the library of: Diamond Needle Corp

16405 - 1/3

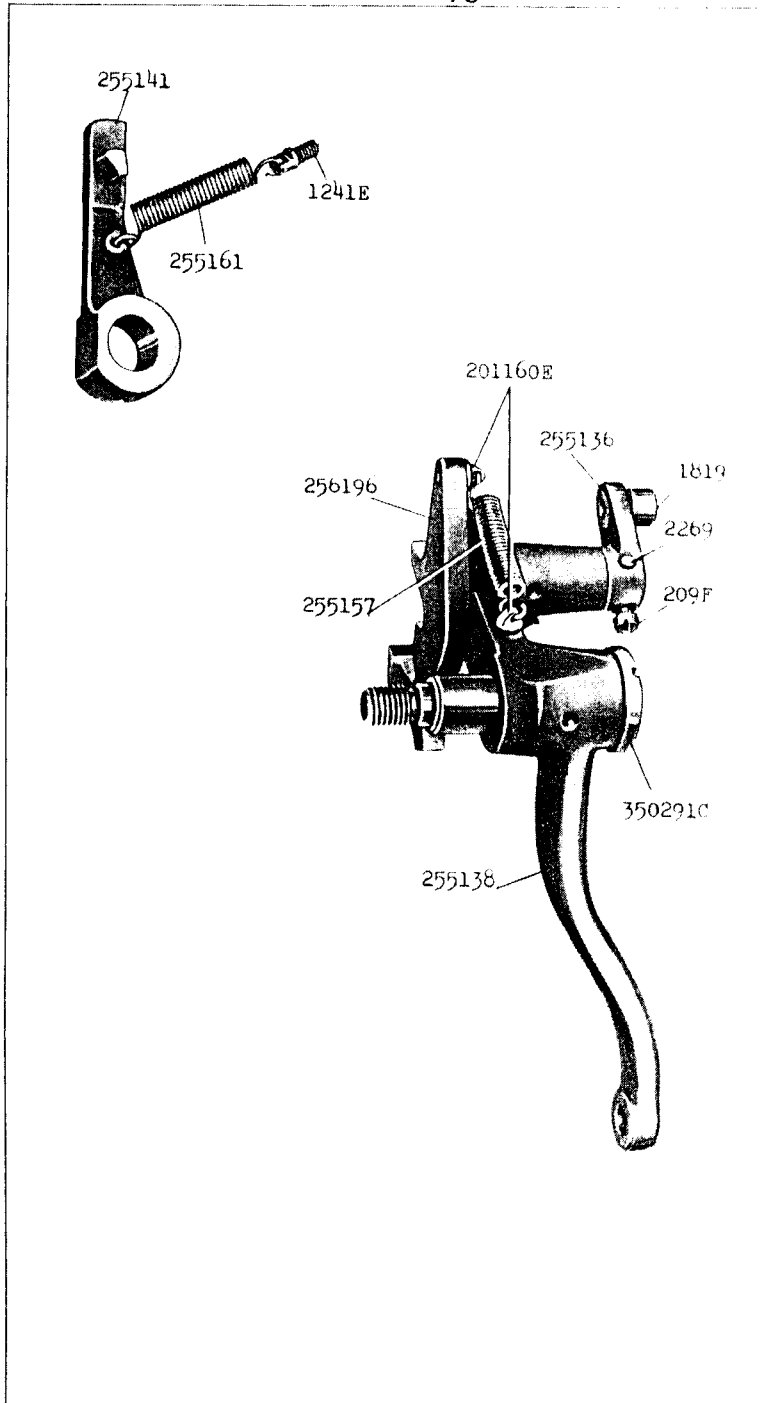


16406 - 1/2

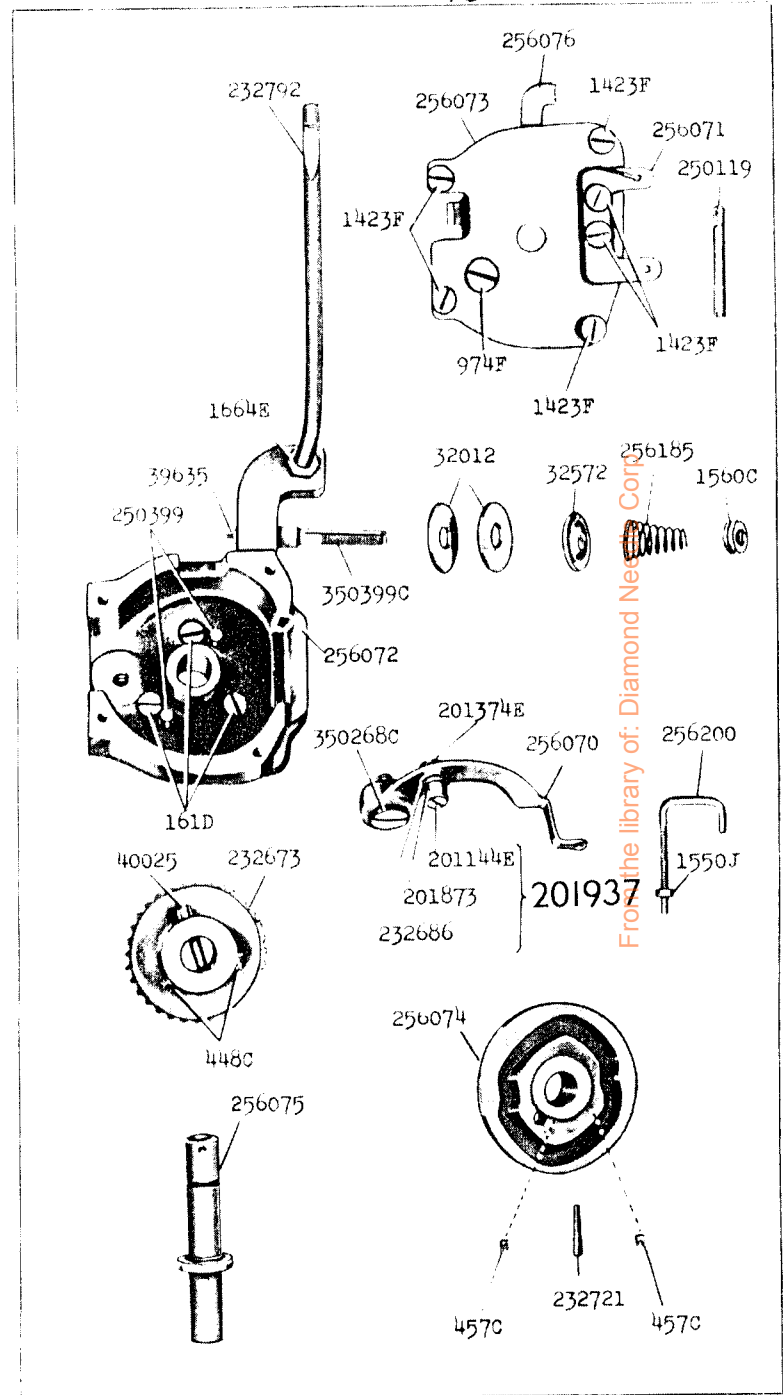


From the library of: Diamond Needle Corp

16409 - 2/3

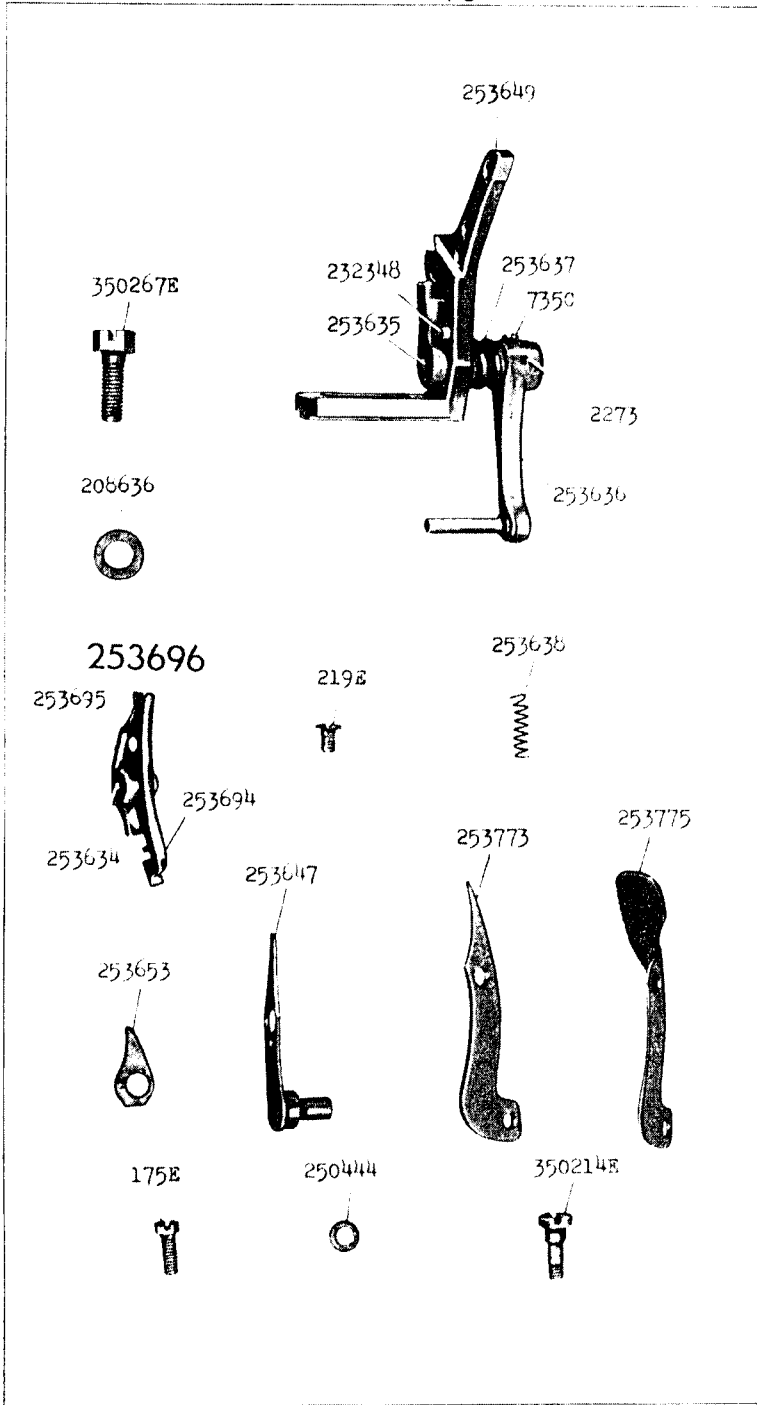


16410 - 3/8

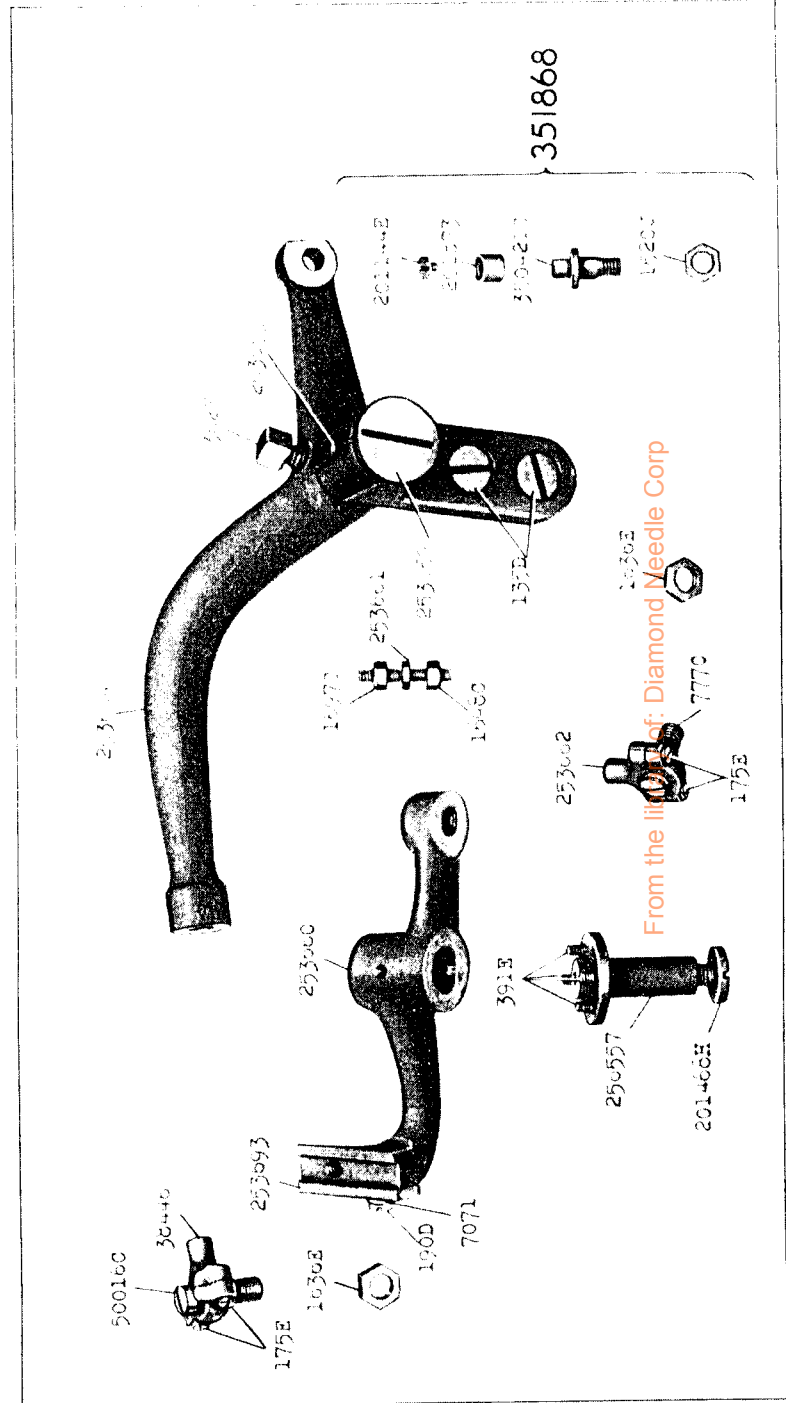


From the library of: Diamond News Corp.

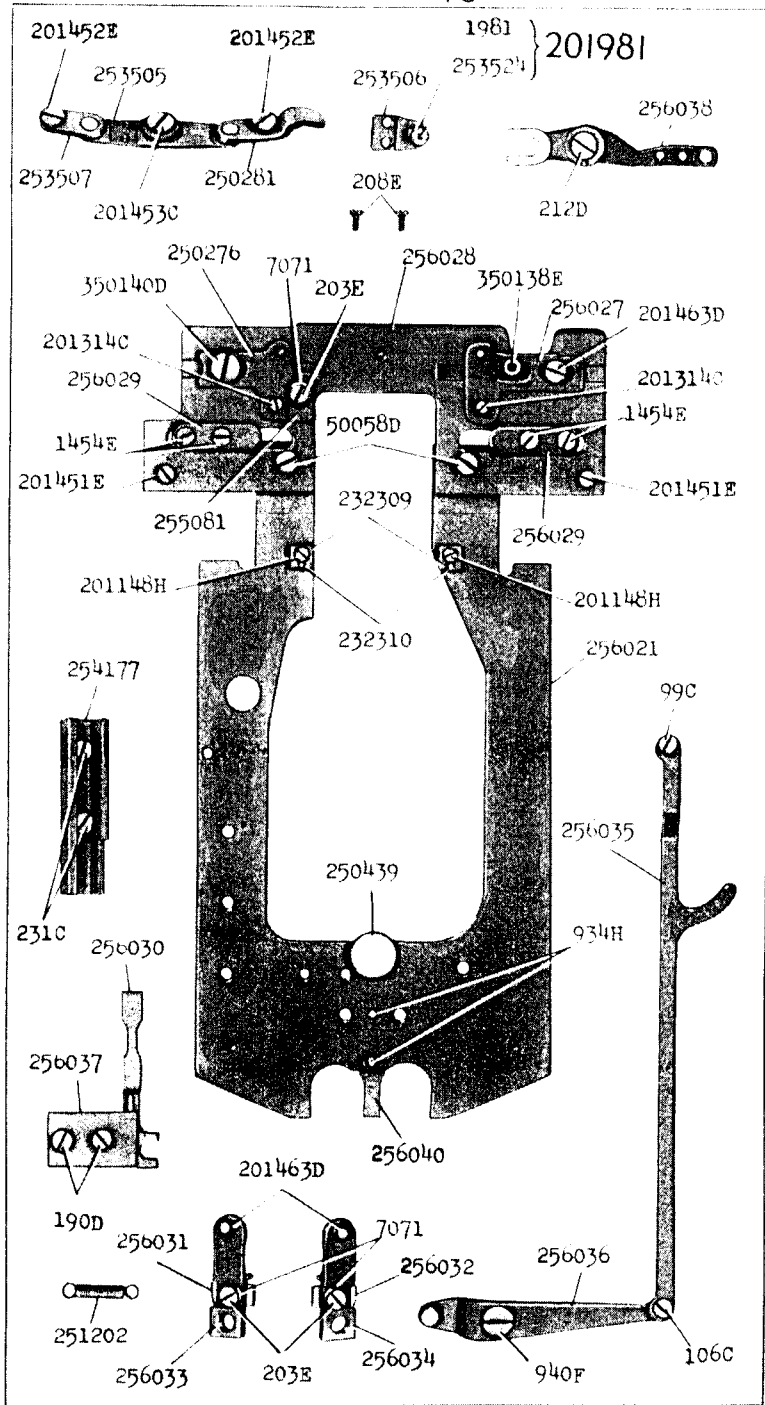
16418 - 2/3



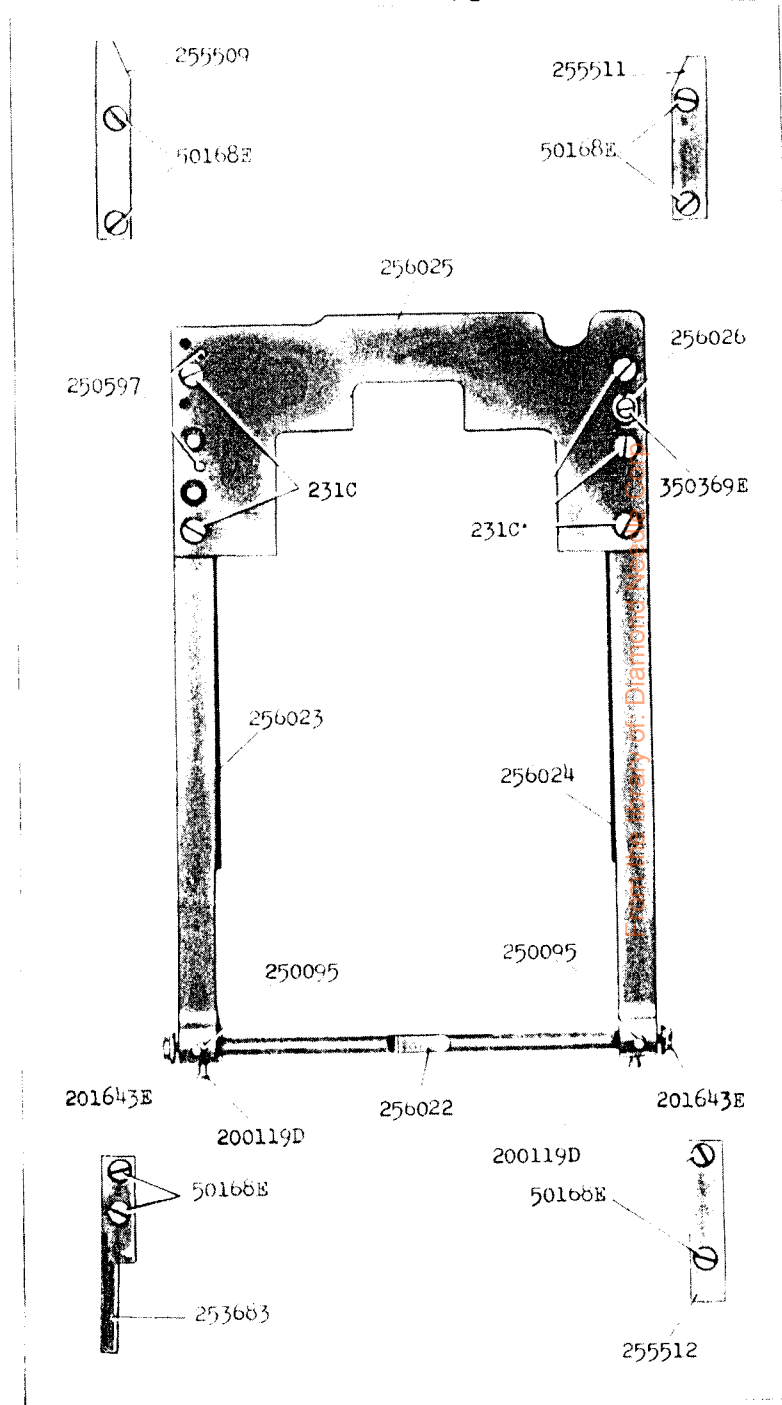
16419 - 1/2



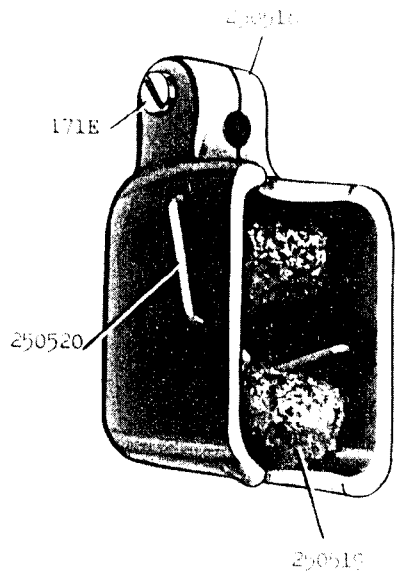
16427 - 3/8



16428 - 3/8



16431



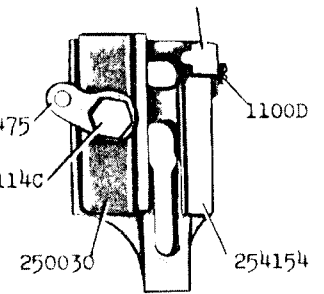
16432 - 2/3

254054-(.100 x .180)
 254055-(.126 x .180)



250475
 350114C

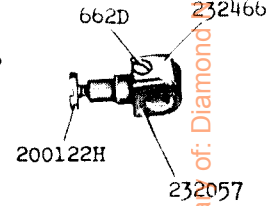
250027



250039

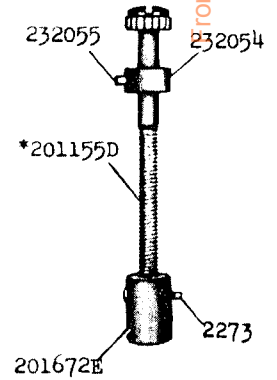


232056



250538

254052- 3/4
 254053- 7/8

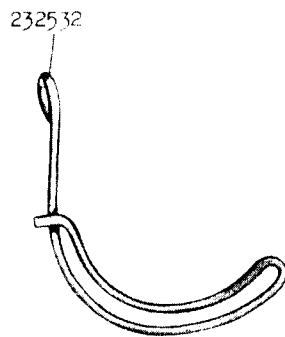
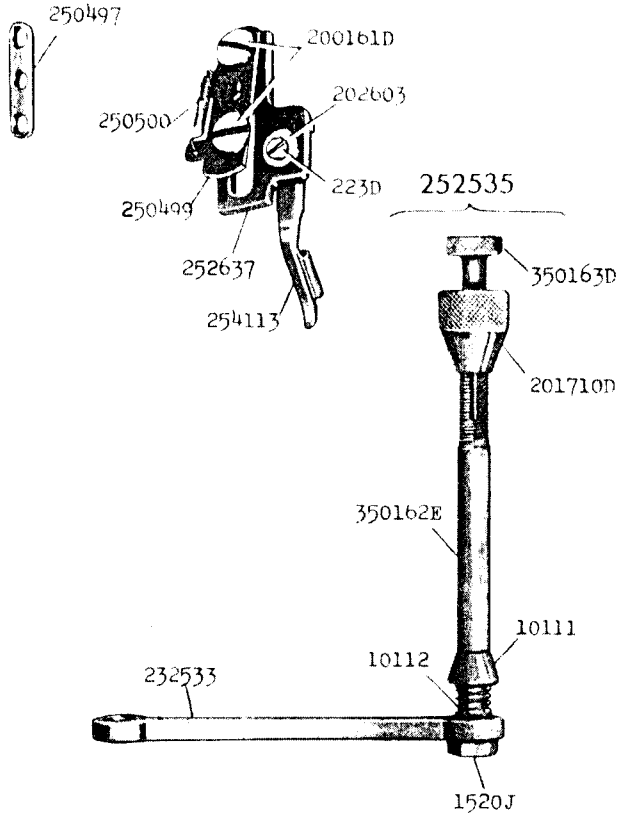


From the library of: Diamond Needle Corp

16435 - 2/3

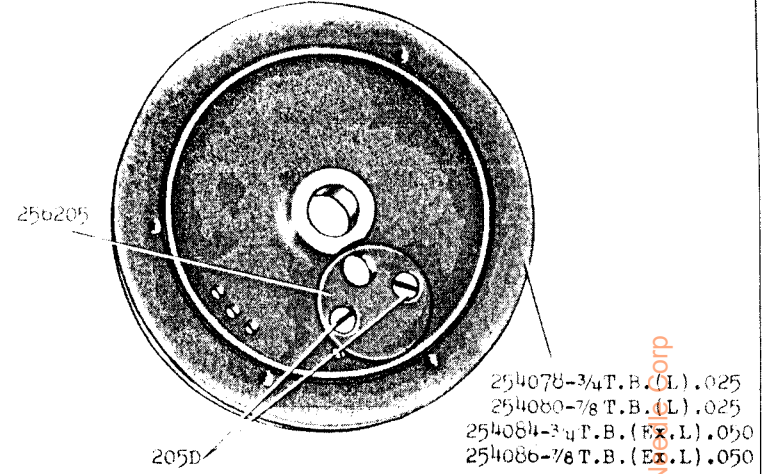
254115

254114

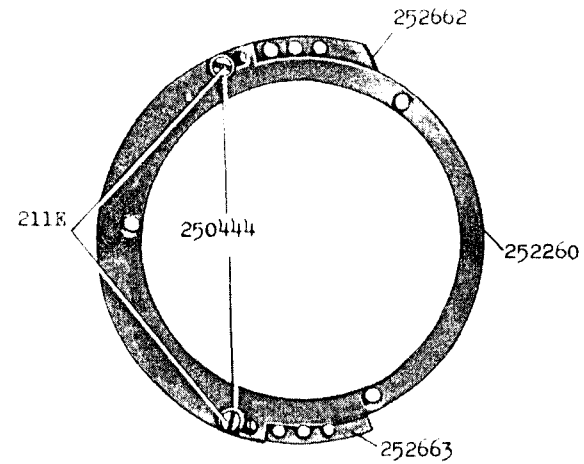


16436 - 1/2

254079 - 3/4 T. B. (L) .025 254085 - 3/4 T. B. (Ex. L) .050
 254081 - 7/8 T. B. (L) .025 254087 - 7/8 T. B. (Ex. L) .050



254089



From the library of: Diamond Net Inc Corp

